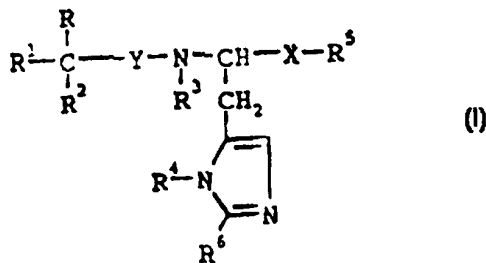




INTERNATIONAL APPLICATION PUBLISHED UNDER THE PATENT COOPERATION TREATY (PCT)

(51) International Patent Classification ⁶ : C07D 233/64, A61K 31/41, C07D 409/12, 413/12, A61K 31/535, C07D 409/14		A1	(11) International Publication Number: WO 97/26246
(21) International Application Number: PCT/US97/00265			(43) International Publication Date: 24 July 1997 (24.07.97)
(22) International Filing Date: 2 January 1997 (02.01.97)			
(30) Priority Data: 60/009,956 16 January 1996 (16.01.96) US			
(71) Applicant (for all designated States except US): WARNER-LAMBERT COMPANY [US/US]; 201 Tabor Road, Morris Plains, NJ 07950 (US).			
(72) Inventors; and (75) Inventors/Applicants (for US only): DOHERTY, Annette, Marian [GB/US]; 106 Tulip Tree Court, Ann Arbor, MI 48103 (US). KALTENBRONN, James, Stanley [US/US]; Apartment 70C, 3555 Greenbrier Boulevard, Ann Arbor, MI 48105 (US). LEONARD, Daniele [CA/US]; 545 South Seventh Street, Ann Arbor, MI 48103 (US). QUIN, John, III [US/US]; 2488 Bunker Hill, Ann Arbor, MI 48105 (US). SCHOLTEN, Jeffrey, David [US/US]; 8076 Goldenrod Court, Brighton, MI 48116 (US).			
(74) Agents: RYAN, M., Andrea; Warner-Lambert Company, 201 Tabor Road, Morris Plains, NJ 07950 (US) et al.			
			(81) Designated States: AL, AU, BA, BB, BG, BR, CA, CN, CZ, EE, GE, HU, IL, IS, JP, KE, KR, LC, LK, LR, LS, LT, LV, MG, MK, MN, MW, MX, NO, NZ, PL, RO, SD, SG, SI, SK, TR, TT, UA, UG, US, UZ, VN, ARIPO patent (KE, LS, MW, SD, SZ, UG), Eurasian patent (AM, AZ, BY, KG, KZ, MD, RU, TJ, TM), European patent (AT, BE, CH, DE, DK, ES, FI, FR, GB, GR, IE, IT, LU, MC, NL, PT, SE), OAPI patent (BF, BJ, CF, CG, CI, CM, GA, GN, ML, MR, NE, SN, TD, TG).
			Published With international search report.

(54) Title: **SUBSTITUTED HISTIDINE INHIBITORS OF PROTEIN FARNESYLTRANSFERASE**

(57) Abstract

Substituted histidine compounds of formula (I) are described as well as methods for the preparation and pharmaceutical compositions of same, which are useful as inhibitors of protein farnesyltransferase and for the treatment of proliferative diseases including cancer, restenosis, and psoriasis, and as antiviral agents. R, R¹ - R⁶, X, Y are as given in the description.

FOR THE PURPOSES OF INFORMATION ONLY

Codes used to identify States party to the PCT on the front pages of pamphlets publishing international applications under the PCT.

AM	Armenia	GB	United Kingdom	MW	Malawi
AT	Austria	GE	Georgia	MX	Mexico
AU	Australia	GN	Guinea	NE	Niger
BB	Barbados	GR	Greece	NL	Netherlands
BE	Belgium	HU	Hungary	NO	Norway
BF	Burkina Faso	IE	Ireland	NZ	New Zealand
BG	Bulgaria	IT	Italy	PL	Poland
BJ	Benin	JP	Japan	PT	Portugal
BR	Brazil	KE	Kenya	RO	Romania
BY	Belarus	KG	Kyrgystan	RU	Russian Federation
CA	Canada	KP	Democratic People's Republic of Korea	SD	Sudan
CF	Central African Republic	KR	Republic of Korea	SE	Sweden
CG	Congo	KZ	Kazakhstan	SG	Singapore
CH	Switzerland	LI	Liechtenstein	SI	Slovenia
CI	Côte d'Ivoire	LK	Sri Lanka	SK	Slovakia
CM	Cameroon	LR	Liberia	SN	Senegal
CN	China	LT	Lithuania	SZ	Swaziland
CS	Czechoslovakia	LU	Luxembourg	TD	Chad
CZ	Czech Republic	LV	Latvia	TG	Togo
DE	Germany	MC	Monaco	TJ	Tajikistan
DK	Denmark	MD	Republic of Moldova	TT	Trinidad and Tobago
EE	Estonia	MG	Madagascar	UA	Ukraine
ES	Spain	ML	Mali	UG	Uganda
FI	Finland	MN	Mongolia	US	United States of America
FR	France	MR	Mauritania	UZ	Uzbekistan
GA	Gabon			VN	Viet Nam

-1-

SUBSTITUTED HISTIDINE INHIBITORS OF PROTEIN
FARNESYLTRANSFERASE

5 BACKGROUND OF THE INVENTION

10 The present invention relates to novel substituted histidine compounds useful as pharmaceutical agents, to methods for their production, to pharmaceutical compositions which include these compounds and a pharmaceutically acceptable carrier, and to pharmaceutical methods of treatment. The novel compounds of the present invention inhibit farnesyl transferase enzyme which activates ras proteins which in turn activate cellular division. More particularly, the novel compounds of the present invention are useful in the treatment of proliferative diseases such as, for example, cancer, restenosis, and psoriasis, and as antiviral agents.

20 Ras protein (or p21) has been examined extensively because mutant forms are found in 20% of most types of human cancer and greater than 50% of colon and pancreatic carcinomas (Gibbs J.B., Cell, 65:1 (1991), Cartwright T., et al., Chimica Oggi, 10:26 (1992)).

25 These mutant ras proteins are deficient in the capability for feedback regulation that is present in native ras and this deficiency is associated with their oncogenic action since the ability to stimulate normal cell division cannot be controlled by the normal endogenous regulatory cofactors. The recent discovery

30 that the transforming activity of mutant ras is critically dependent on post-translational modifications (Gibbs J., et al., Microbiol. Rev., 53:171 (1989)) has unveiled an important aspect of ras function and identified novel prospects for cancer

35 therapy.

-2-

In addition to cancer, there are other conditions of uncontrolled cellular proliferation that may be related to excessive expression and/or function of native ras proteins. Post-surgical vascular restenosis is such a condition. The use of various surgical revascularization techniques such as saphenous vein bypass grafting, endarterectomy and transluminal coronary angioplasty is often accompanied by complications due to uncontrolled growth of neointimal tissue, known as restenosis. The biochemical causes of restenosis are poorly understood and numerous growth factors and protooncogenes have been implicated (Naftilan A.J., et al., Hypertension, 13:706 (1989) and J. Clin. Invest., 83:1419; Gibbons G.H., et al., Hypertension, 14:358 (1989); Satoh T., et al., Mollec. Cell. Biol., 13:3706 (1993)). The fact that ras proteins are known to be involved in cell division processes makes them a candidate for intervention in many situations where cells are dividing uncontrollably. In direct analogy to the inhibition of mutant ras related cancer, blockade of ras dependent processes has the potential to reduce or eliminate the inappropriate tissue proliferation associated with restenosis, particularly in those instances where normal ras expression and/or function is exaggerated by growth stimulatory factors.

Ras functioning is dependent upon the modification of the proteins in order to associate with the inner face of plasma membranes. Unlike other membrane-associated proteins, ras proteins lack conventional transmembrane or hydrophobic sequences and are initially synthesized in a cytosol soluble form. Ras protein membrane association is triggered by a series of post-translational processing steps that are signaled by a carboxyl terminal amino acid consensus sequence that is recognized by protein

-3-

farnesyltransferase (PFT). This consensus sequence consists of a cysteine residue located four amino acids from the carboxyl terminus, followed by two lipophilic amino acids and the C-terminal residue. The sulfhydryl group of the cysteine residue is alkylated by farnesylpyrophosphate in a reaction that is catalyzed by protein farnesyltransferase. Following prenylation, the C-terminal three amino acids are cleaved by an endoprotease and the newly exposed alpha-carboxyl group of the prenylated cysteine is methylated by a methyl transferase. The enzymatic processing of ras proteins that begins with farnesylation enables the protein to associate with the cell membrane. Mutational analysis of oncogenic ras proteins indicate that these post-translational modifications are essential for transforming activity. Replacement of the consensus sequence cysteine residue with other amino acids gives a ras protein that is no longer farnesylated, fails to migrate to the cell membrane and lacks the ability to stimulate cell proliferation (Hancock J.F., et al., Cell, 57:1167 (1989), Schafer W.R., et al., Science, 245:379 (1989), Casey P.J., Proc. Natl. Acad. Sci. USA, 86:8323 (1989)).

Recently, protein farnesyltransferases (PFTs, also referred to as farnesyl proteintransferases (FPTs) have been identified and a specific PFT from rat brain was purified to homogeneity (Reiss Y., et al., Bioch. Soc. Trans., 20:487-88 (1992)). The enzyme was characterized as a heterodimer composed of one alpha-subunit (49kDa) and one beta-subunit (46kDa), both of which are required for catalytic activity. High level expression of mammalian PFT in a baculovirus system and purification of the recombinant enzyme in active form has also been accomplished (Chen W.-J., et al., J. Biol. Chem., 268:9675 (1993)).

-4-

In light of the foregoing, the discovery that the function of oncogenic ras proteins is critically dependent on their post-translational processing provides a means of cancer chemotherapy through inhibition of the processing enzymes. The identification and isolation of a protein farnesyltransferase that catalyzes the addition of a farnesyl group to ras proteins provides a promising target for such intervention. Recently, it has been determined that prototypical inhibitors of PFT can inhibit ras processing and reverse cancerous morphology in tumor cell models (Kohl N.E., et al., Science, 260:1934 (1993), James G.L., et al., Science, 260:1937 (1993), Garcia A.M., et al., J. Biol. Chem., 268:18415 (1993)). Furthermore, Blaskovich M., et al., "Proceedings Eighty-Sixth Annual Meeting American Association For Cancer Research," March 18-22, 1995, Toronto, Ontario, Canada, Vol. 86, March 1995, Abstract 2578, disclosed a series of tetrapeptide inhibitors of farnesyltransferase which inhibited growth of tumor cells in nude mice.

Nagasu T., et al., "Proceedings Eighty-Sixth Annual Meeting American Association For Cancer Research," March 18-22, 1995, Toronto, Ontario, Canada, Vol. 86, March 1995, Abstract 2615, disclosed a peptidomimetic inhibitor, B956, of farnesyltransferase which inhibits growth of human tumor xenografts in nude mice. Kohl, N.E., et al., Proc. Natl. Acad. Sci. USA, 91:9141 (1994) have demonstrated that the protein farnesyltransferase inhibitor (L-739,749) blocks the growth of a ras-dependent tumor in nude mice. Sebti, S.M., et al., Cancer Research, 55:4243 (1995) have demonstrated that a farnesyltransferase inhibitor (FTI-276) blocks the growth in nude mice of a human lung carcinoma with a k-ras mutation. Inhibition of

-5-

tumor growth is correlated with inhibition of ras processing.

Thus, it is possible to prevent or delay the onset of cellular proliferation in cancers that exhibit mutant ras proteins by blocking PFT. By analogous logic, inhibition of PFT would provide a potential means for controlling cellular proliferation associated with restenosis, especially in those cases wherein the expression and/or function of native ras is overstimulated. Indolfi, C., et al., Nature Medicine, 1:541 (1995) have demonstrated that inhibition of cellular ras prevents smooth muscle cell proliferation after vascular injury in the rat.

PCT Published Patent Application WO91/16340 discloses cysteine containing tetrapeptide inhibitors of PFT of the Formula CAAX.

European Published Patent Application 0461869 discloses cysteine containing tetrapeptide inhibitors of PFT of the Formula Cys-Aaa¹-Aaa²-Xaa.

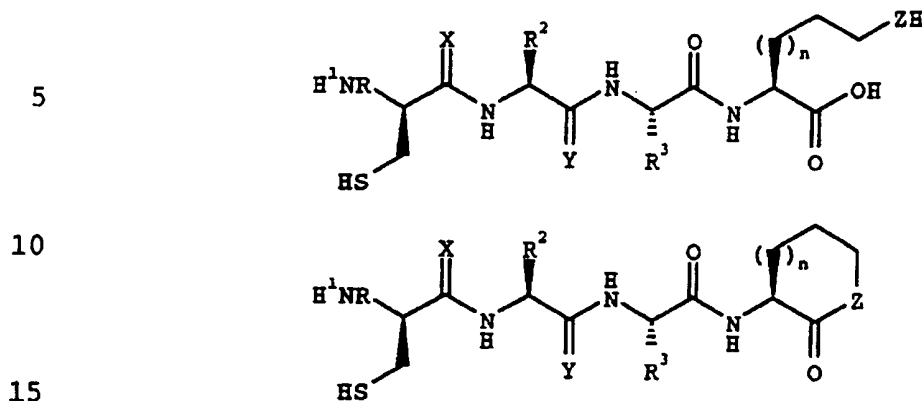
European Published Patent Application 0520823 discloses cysteine containing tetrapeptide inhibitors of PFT of the Formula Cys-Xaa¹-dXaa²-Xaa³.

European Published Patent Application 0523873 discloses cysteine containing tetrapeptide inhibitors of PFT of the Formula Cys-Xaa¹-Xaa²-Xaa³.

European Published Patent Application 0528486 discloses cysteine containing tetrapeptide amides inhibitors of PFT of the Formula Cys-Xaa¹-Xaa²-Xaa³-NRR¹.

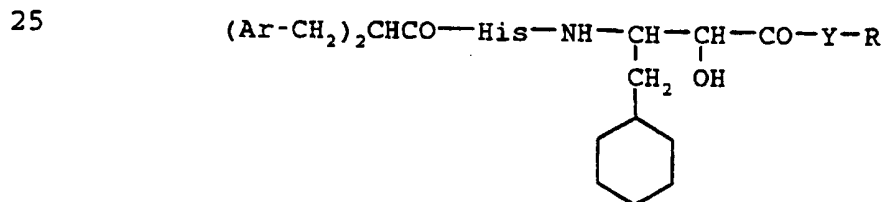
European Published Patent Application 0535730 discloses pseudotetrapeptide inhibitors of PFT of the following two formulas:

-6-



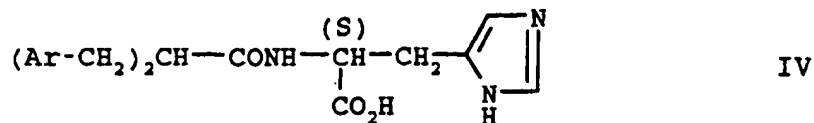
Copending United States Patent Application
 Number 08/268,364 discloses a series of histidine and
 homohistidine derivatives as inhibitors of protein
 20 farnesyltransferase.

United States Patent No. 4,870,183 discloses a
 series of amino acid derivatives of the Formula I:



30 wherein Ar represents a phenyl group, a naphthyl group,
 or pyridyl group which may have a substituent. His
 represents an L-histidyl group, Y represents -O- or
 -NH-, R represents a straight or branched chain alkyl
 group, a cycloalkyl group or a halogenated alkyl group,
 35 or pharmaceutically acceptable acid addition salts
 thereof, useful for treatment of hypertension,
 especially renin-associated hypertension.
 Additionally, United States Patent No. 4,870,183
 discloses intermediates of Formula IV:

-7-

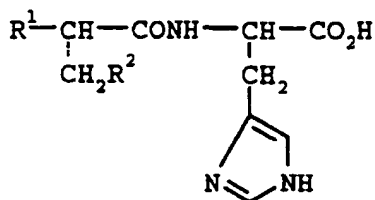


5

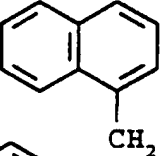
wherein the carbon atom marked with (S) is of S-configuration and Ar is as defined above which are used to prepare compounds of Formula I.

United States Patent No. 4,904,660 discloses a series of histidine derivatives useful as renin inhibitors in the treatment of hypertension. Additionally, United States Patent No. 4,904,660 discloses intermediates of formula

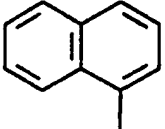
15



20

wherein R₁ is  and

25

R₂ is .

which are used to prepare the target renin inhibitors.

Compounds disclosed in the above references do not disclose or suggest the novel combination of structural variations found in the present invention described hereinafter.

We have surprisingly and unexpectedly found that a series of substituted histidines are inhibitors of farnesyltransferase and thus useful as agents for the treatment of proliferative diseases such as, for

-8-

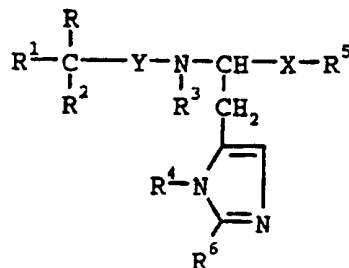
example, cancer, restenosis, and psoriasis, and as antiviral agents.

SUMMARY OF THE INVENTION

5

A compound of Formula I

10

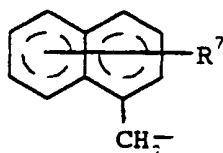


I

15 wherein R is hydrogen or alkyl; R¹ and R² may be the same or different and are selected from the group consisting of:

20

a)



25

wherein the bicyclic ring may be aromatic, or partially or completely saturated, and R⁷ may be 1 to 3 substituents selected from the group consisting of:

hydrogen,

alkyl,

alkenyl,

alkoxy,

30

thioalkoxy,

hydroxy,

mercapto,

halogen,

nitro,

35

-N-(CH₂)_n-R⁸ wherein R⁸ and R⁹ may be the same or
 $\begin{array}{c} | \\ \text{R}^9 \end{array}$

-9-

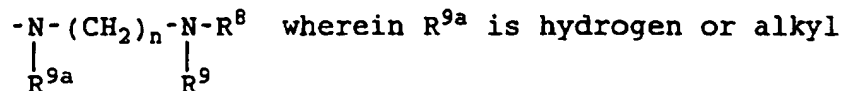
different and are selected from the group consisting of:

hydrogen,

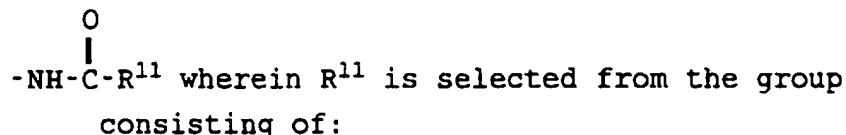
alkyl, or R^8 and R^9 are taken together

5 with N to form a 5- or 6-membered ring optionally containing a heteroatom selected from the group consisting of: S, O, and $N-R^{10}$ wherein R^{10} is hydrogen or alkyl, and

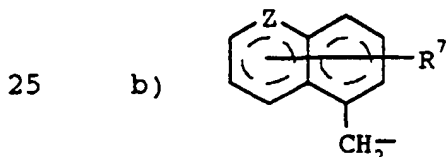
n is zero or an integer of one to four,



15 and R^8 , R^9 , and n are as defined above, and

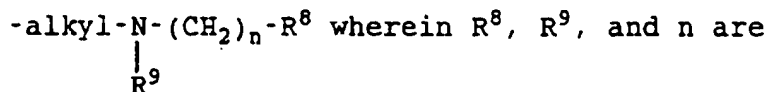


20 hydrogen,
alkyl, and
aryl,



wherein the bicyclic ring may be aromatic, or partially or completely saturated, and Z is selected from the group consisting of:

NR^{12} wherein R^{12} is hydrogen, alkyl, or



35 as defined above, or R^{12} is absent,

O,

S,

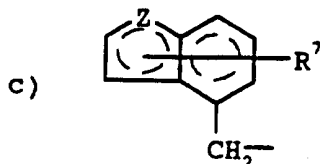
SO, and

SO₂, and

-10-

Z may be at other positions in the bicyclic ring system provided that when the bicyclic ring is aromatic, Z is not at the point of attachment of the CH₂ unit, and R¹² is absent, and R⁷ is as defined above,

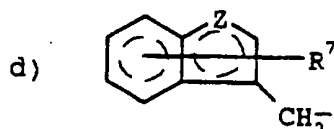
5



10

wherein the bicyclic ring may be aromatic, or partially or completely saturated, and Z and R⁷ are as defined above, and R¹² may be present,

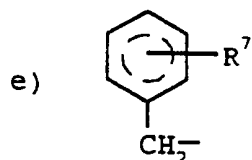
15



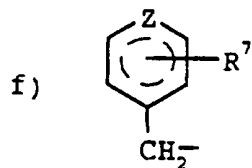
20

wherein the bicyclic ring may be aromatic, or partially or completely saturated, and Z and R⁷ are as defined above, and R¹² may be present,

25



30



35

-11-

wherein the monocyclic ring may be aromatic, or partially or completely saturated, and R⁷ and Z are as defined above with the proviso that R¹ and R² are not both a monocyclic ring;

5 R³ is hydrogen or alkyl;

R⁴ is selected from the group consisting of:

hydrogen,

alkyl,

alkenyl,

10 alkynyl,

benzyl,

alkyl chain wherein the alkyl chain may be

interrupted by a heteroatom selected from the group consisting of: S, O, and N-R¹⁰ wherein

15 R¹⁰ is as defined above,

$$-(\text{CH}_2)_p-\overset{\text{O}}{\underset{|}{\text{C}}}-\text{O}-\text{R}^{13}$$
 wherein p is an integer of one to four, and R¹³ is alkyl or benzyl, and

$$20 \quad -(\text{CH}_2)_p-\overset{\text{O}}{\underset{|}{\text{C}}}-\text{R}^{13}$$
 wherein p and R¹³ are as defined above;

25 X is -CH₂-,

$$\begin{array}{c} \text{O} \\ | \\ -\text{C}-, \text{ or} \end{array}$$

30

$$\begin{array}{c} \text{S} \\ | \\ -\text{C}-; \end{array}$$

Y is -CH₂-,

$$\begin{array}{c} \text{O} \\ | \\ -\text{C}-, \text{ or} \end{array}$$

35

$$\begin{array}{c} \text{S} \\ | \\ -\text{C}-; \end{array}$$

R⁵ is selected from the group consisting of:

-OR¹⁴ wherein R¹⁴ is selected from the group consisting of:

40 hydrogen,

-12-

- alkyl,
 alkenyl,
 alkynyl,
 cycloalkyl,
 5 cycloalkylalkyl,
 haloalkyl,
 hydroxyalkyl,
 mercaptoalkyl,
 cyanoalkyl,
 10 nitroalkyl,
 alkoxyalkyl,
 arylalkyl,
 heteroarylalkyl,
 benzyloxyalkyl,
 15 thioalkoxyalkyl,
 acetamidoalkyl,
 HOCH₂CH₂-S-S-CH₂CH₂-,
 20 $\begin{matrix} R^{15}-N-alkyl, \text{ wherein } R^{15} \text{ and } R^{16} \text{ may be the} \\ | \\ R^{16} \end{matrix}$
 same or different and are selected from
 the group consisting of:
 hydrogen,
 25 alkyl or R¹⁵ and R¹⁶ are taken
 together with N to form a 5-
 or 6-membered ring optionally
 containing a heteroatom
 selected from the group
 consisting of: S, O, and
 30 N-R¹⁰ wherein R¹⁰ is as
 defined above,
 HO₂C-alkyl,
 alkyl-O₂C-alkyl, and
 35 $\begin{matrix} O \\ | \\ R^{15}-N-C-alkyl \text{ wherein } R^{15} \text{ and } R^{16} \text{ are as} \\ | \\ R^{16} \end{matrix}$ defined above,

-13-

-S-R¹⁴ wherein R¹⁴ is as defined above with the proviso
that R¹⁴ is not hydrogen,

-N-R¹⁷ wherein R¹⁷ and R¹⁸ may be the same or different

5 | R¹⁸ and are selected from the group consisting of:

hydrogen,

alkyl,

alkenyl,

alkynyl,

10 cyanoalkyl,

hydroxyalkyl,

alkoxyalkyl,

arylalkyl,

heteroarylalkyl,

15 benzyloxyalkyl,

cycloalkyl,

cycloalkylalkyl,

haloalkyl,

mercaptoalkyl,

20 nitroalkyl,

thioalkoxyalkyl,

acetamidoalkyl,

R¹⁵-N-alkyl, wherein R¹⁵ and R¹⁶ may be the

25 |

R¹⁶

same or different and are selected from the
group consisting of:

hydrogen,

30 alkyl or R¹⁵ and R¹⁶ are taken together
with N to form a 5- or 6-membered
ring optionally containing a

heteroatom selected from the group
consisting of: S, O, and N-R¹⁰

wherein R¹⁰ is as defined above,

35 or R¹⁷ and R¹⁸ are taken together with N to form a
5- or 6-membered ring optionally containing a
heteroatom selected from the group consisting

-14-

of: S, O, and N-R¹⁰ wherein R¹⁰ is as defined above,

-NH-OR¹⁰ wherein R¹⁰ is as defined above,
alkyl,

5 alkenyl, and
arylalkyl; and

R⁶ is hydrogen,

-SR where R is as defined above,

-OR where R is as defined above, or

10 -N-R wherein R and R^a may be the same or different
|
R^a and are as defined above for R;

and when X is -CH₂- and R¹⁷ is hydrogen or alkyl then

15 R¹⁸ may be $\begin{array}{c} \text{O} \\ | \\ -\text{C}-\text{R} \end{array}$ wherein R is as defined above, or

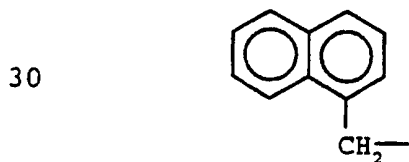
$\begin{array}{c} \text{O} \\ | \\ -\text{C}-\text{NHR} \end{array}$ wherein R is as defined above; and when

20 X is $\begin{array}{c} \text{S} \\ | \\ -\text{C}- \end{array}$ R⁵ must be -N-R¹⁷; and
|
R¹⁸

25 excluding the compound wherein

R is hydrogen,

R¹ and R² are each



R³ is hydrogen,

R⁴ is hydrogen,

35 X is $\begin{array}{c} \text{O} \\ | \\ -\text{C}- \end{array}$,

40 Y is $\begin{array}{c} \text{O} \\ | \\ -\text{C}- \end{array}$,

R⁵ is OR¹⁴ wherein R¹⁴ is hydrogen, and

-15-

R⁶ is hydrogen;
and corresponding isomers thereof;
or a pharmaceutically acceptable salt thereof.

5 As inhibitors of farnesyltransferase, the
compounds of Formula I are antiproliferative agents.
Thus, they are useful for the treatment of cancer,
restenosis, and psoriasis, and as antiviral agents.
Additionally, a compound of Formula I may be combined
10 with other conventional anti-cancer agents such as, for
example, cisplatin.

A still further embodiment of the present
invention is a pharmaceutical composition for
administering an effective amount of a compound of
Formula I in unit dosage form in the treatment methods
15 mentioned above. Finally, the present invention is
directed to methods for production of a compound of
Formula I.

20 DETAILED DESCRIPTION OF THE INVENTION

In the compounds of Formula I, the term "alkyl"
means a straight or branched hydrocarbon radical having
from 1 to 12 carbon atoms and includes, for example,
25 methyl, ethyl, n-propyl, isopropyl, n-butyl, sec-butyl,
isobutyl, tert-butyl, n-pentyl, n-hexyl, n-heptyl,
n-octyl, n-nonyl, n-decyl, undecyl, dodecyl, and the
like.

The term "alkenyl" means a straight or branched
30 unsaturated hydrocarbon radical having from 2 to
12 carbon atoms and includes, for example, ethenyl,
2-propenyl, 1-butenyl, 2-butenyl, 1-pentenyl,
2-pentenyl, 3-methyl-3-butenyl, 1-hexenyl, 2-hexenyl,
3-hexenyl, 3-heptenyl, 1-octenyl, 1-nonenyl, 1-decenyl,
35 1-undecenyl, 1-dodecenyl, and the like.

-16-

The term "alkynyl" means a straight or branched triple bonded unsaturated hydrocarbon radical having from 2 to 12 carbon atoms and includes, for example, ethynyl, 2-propynyl, 3-butynyl, 4-pentynyl, 5-hexynyl, 6-heptynyl, 7-octynyl, 8-nonynyl, 9-decynyl, 10-undecynyl, 11-dodecynyl, and the like.

The term "cycloalkyl" means a saturated hydrocarbon ring which contains from 3 to 12 carbon atoms, for example, cyclopropyl, cyclobutyl, cyclopentyl, cyclohexyl, adamantyl, and the like.

The term "cycloalkylalkyl" means a saturated hydrocarbon ring attached to an alkyl group wherein alkyl is as defined above. The saturated hydrocarbon ring contains from 3 to 12 carbon atoms. Examples of such are cyclopropylmethyl, cyclopentylmethyl, cyclohexylmethyl, adamantylmethyl and the like.

The terms "alkoxy" and "thioalkoxy" are O-alkyl or S-alkyl as defined above for alkyl.

The term "aryl" means an aromatic radical which is a phenyl group, a naphthyl group, a phenyl group substituted by 1 to 4 substituents selected from alkyl as defined above, alkoxy as defined above, thioalkoxy as defined above, hydroxy, halogen, trifluoromethyl, amino, alkylamino as defined above for alkyl, dialkyl-amino as defined for alkyl, N-acetylamino, cyano-SO₂NH₂, or nitro, or a naphthyl group substituted by 1 to 4 substituents as defined above for a phenyl group substituted by 1 to 4 substituents.

The term "heteroaryl" means a heteroaromatic radical which is 2- or 3-thienyl; 2- or 3-furanyl; 1-, 2- or 3-pyrrolyl; 1-, 2-, 4-, or 5-imidazolyl; 1-, 3-, 4-, or 5-pyrazolyl; 2-, 4-, or 5-thiazolyl; 3-, 4-, or 5-isothiazolyl; 2-, 4-, or 5-oxazolyl; 3-, 4-, or 5-isoxazolyl; 1-, 3-, or 5-1,2,4-triazolyl; 1-, 2-, 4-, or 5-1,2,3-triazolyl; 1- or 5-tetrazolyl; 4-, or 5-1,2,3-oxadiazolyl; 3-, or 5-1,2,4-oxadiazolyl;

-17-

2-1,3,4-oxadiazolyl; 2-1,3,4-thiadiazoyl;
2-1,3,5-triazinyl; 3-pyridinyl; 3-, 4-, or
5-pyridazinyl; 2-pyrazinyl; 2-, 4-, or 5-pyrimidinyl;
5 unsubstituted or substituted by 1 to 2 substituents
selected from NH₂, OH, SH, halogen as defined
hereinafter, alkyl as defined above, or alkoxy as
defined above.

The term "arylalkyl" means an aromatic radical
attached to an alkyl radical wherein aryl and alkyl are
10 as defined above, for example, benzyl, naphthylmethyl,
4-sulfamoylphenylmethyl and the like.

The term "heteroarylalkyl" means a heteroaromatic
radical attached to an alkyl radical wherein heteroaryl
and alkyl are as defined above, for example,
15 2-imidazol-1-yl-ethyl, 3-imidazol-1-yl-propyl, 2-(1H-
imidazol-4-yl)-ethyl, 2-butyl-1H-imidazol-4-ylmethyl,
2-thiophen-2-yl-ethyl, thiophen-3-ylmethyl, and the
like.

"Halogen" is fluorine, chlorine, bromine, or
20 iodine.

The term "haloalkyl" means a halogen atom attached
to an alkyl radical wherein halogen and alkyl are as
defined above.

The term "hydroxyalkyl" means a hydroxy group
25 attached to an alkyl radical wherein alkyl is as
defined above.

The term "mercaptoalkyl" means a mercapto group
attached to an alkyl radical wherein alkyl is as
defined above.

30 The term "cyanoalkyl" means a cyano group attached
to an alkyl radical wherein alkyl is as defined above.

The term "nitroalkyl" means a nitro group attached
to an alkyl radical wherein alkyl is as defined above.

35 The term "alkoxyalkyl" means an alkoxy group
attached to an alkyl radical wherein alkoxy and alkyl
are as defined above.

-18-

The term "thioalkoxyalkyl" means a thioalkoxy group attached to an alkyl radical wherein thioalkoxy and alkyl are as defined above.

5

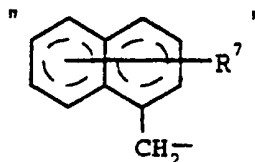
The term "acetamidoalkyl" means a $\text{CH}_3\text{-}\overset{\text{O}}{\parallel}\text{C-NH-}$ group attached to an alkyl radical wherein alkyl is as defined above.

10

The term "benzyloxyalkyl" means a benzyloxy group attached to an alkyl radical wherein alkyl is as defined above.

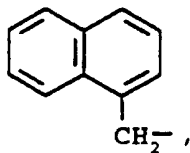
The ring designated:

15

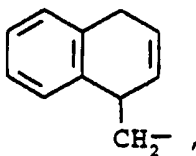


represents a bicyclic ring that may be either aromatic, or partially or completely saturated, for example:

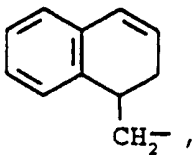
20



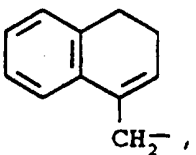
25



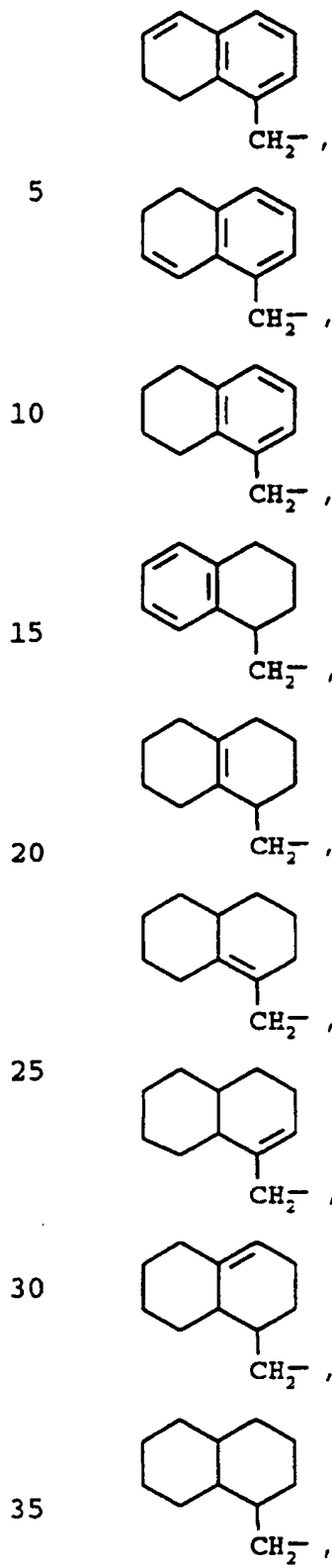
30



35



-19-



-20-

and the like mono- to trisubstituted by R^7 which may be attached at any carbon atom of the bicyclic ring excluding unsaturated bridgehead carbon atoms and unsaturated carbon atoms wherein the $-CH_2-$ group is attached, and R^7 is selected from hydrogen, alkyl, alkenyl, alkoxy, thioalkoxy, hydroxy, mercapto, halogen, nitro, $-N-(CH_2)_n-R^8$ wherein R^8 and R^9 may be

the same or different and are selected from the group consisting of:

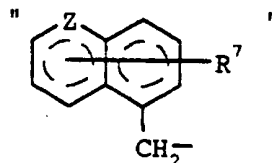
hydrogen,

alkyl, or

R^8 and R^9 are taken together with N to form a 5- or 6-membered ring optionally containing a heteroatom selected from the group consisting of: S, O, and $N-R^{10}$ wherein R^{10} is hydrogen or alkyl, n is zero or an integer of one to four, $-N-(CH_2)_n-N-R^8$ wherein R^{9a} is hydrogen or alkyl and R^8 , R^9 , and n are as defined

above, and $-NH-C(=O)-R^{11}$ wherein R^{11} is selected from the group consisting of hydrogen, alkyl, and aryl wherein alkyl, alkenyl, alkoxy, thioalkoxy, halogen, aryl, and R^7 are as defined above.

The ring designated:

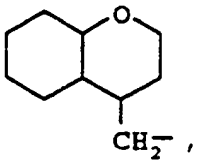
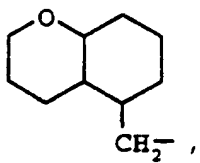
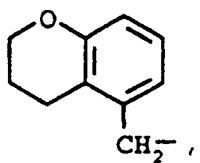
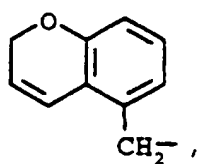
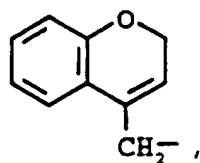


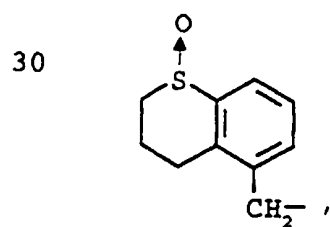
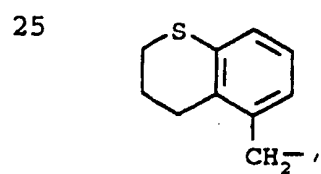
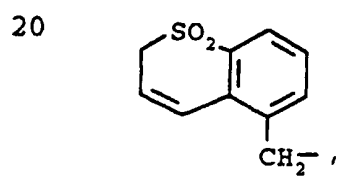
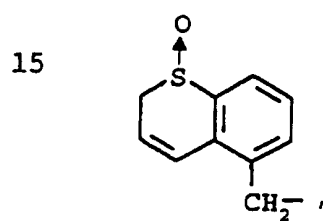
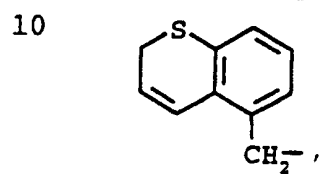
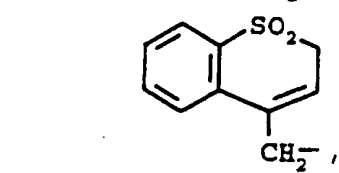
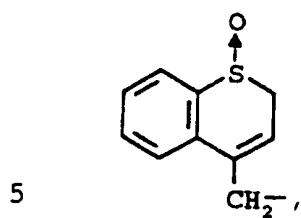
represents a bicyclic ring that may be either aromatic, or partially or completely saturated, wherein Z is

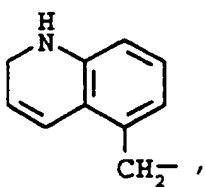
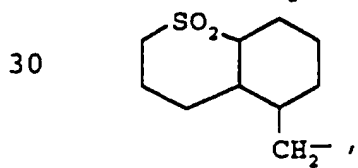
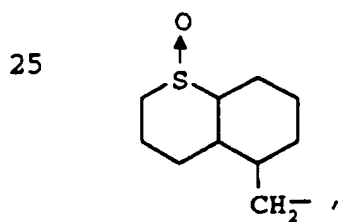
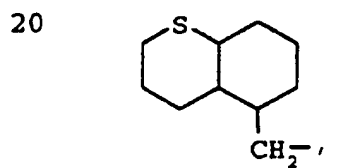
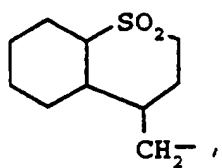
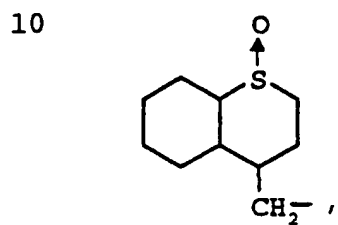
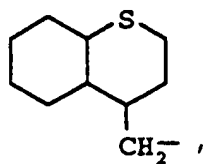
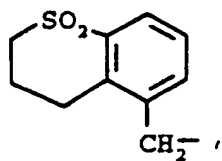
-21-

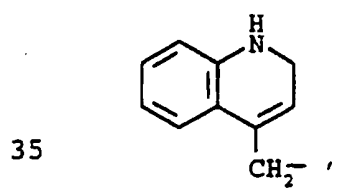
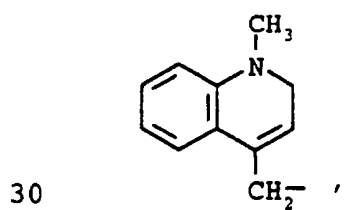
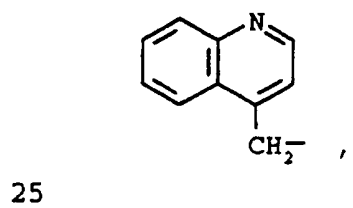
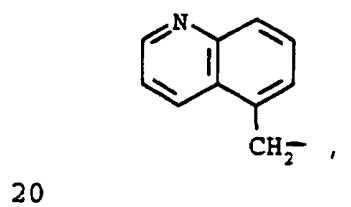
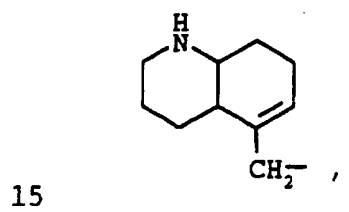
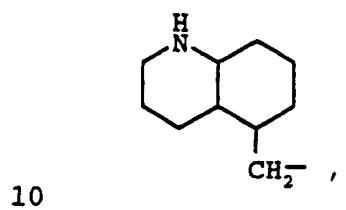
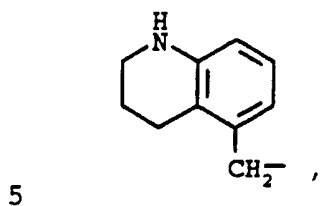
selected from the group consisting of: NR^{12} wherein
 R^{12} is hydrogen or alkyl or $-\text{alkyl}-N-(\text{CH}_2)_n-R^8$ wherein

5 R^8 , R^9 , and n are as defined above, or R^{12} is absent,
 O, S, SO , and SO_2 and Z may be at other positions in
 the bicyclic ring system provided that when the
 bicyclic ring system is aromatic, Z is not at the point
 of attachment of the CH_2- unit, and R^{12} is absent, for
 10 example:

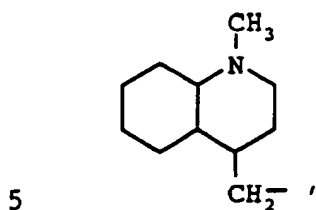








-25-

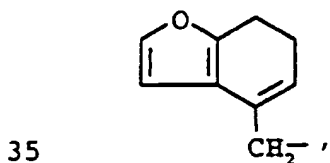
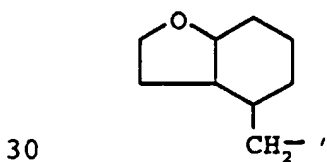
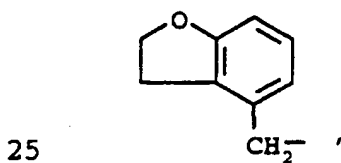


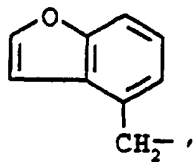
and the like mono- to trisubstituted by R^7 as defined
 above wherein R^7 may be attached at any carbon atom of
 the bicyclic ring excluding unsaturated bridgehead
 10 carbon atoms and unsaturated carbon atoms wherein the
 $-CH_2-$ group is attached.

The ring designated:

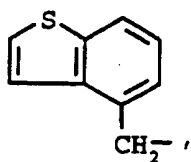


represents a bicyclic ring that may be either aromatic,
 20 or partially or completely saturated, for example:

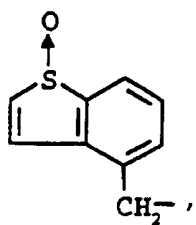




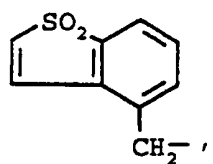
5



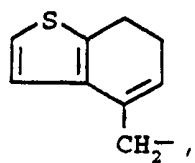
10



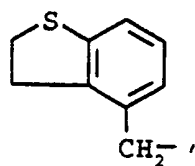
15



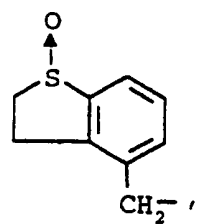
20



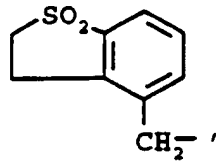
25



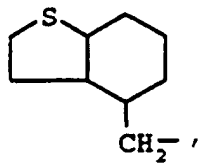
30



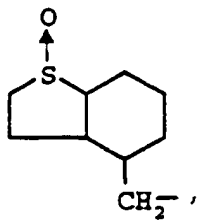
35



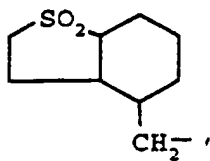
5



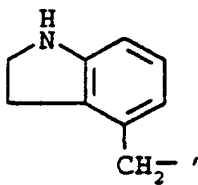
10



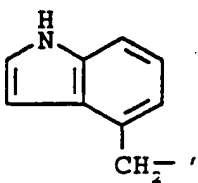
15



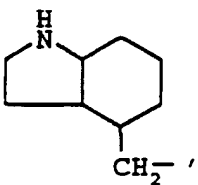
20



25



30



35

-28-

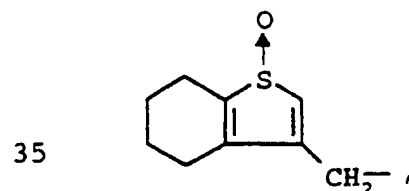
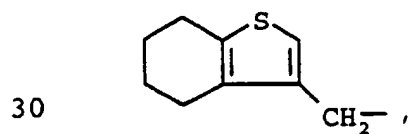
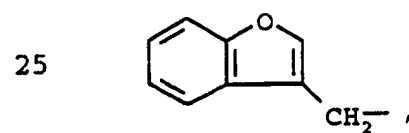
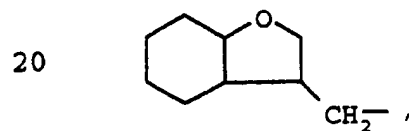
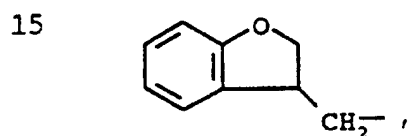
and the like mono- and trisubstituted by R^7 as defined above wherein R^7 may be attached at any carbon atom of the bicyclic ring excluding unsaturated bridgehead carbon atoms, and unsaturated carbon atoms wherein the

5 - CH_2 - group is attached, and Z is as defined above and R^{12} may be present.

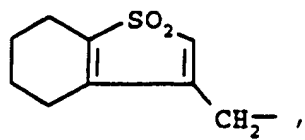
The ring designated:



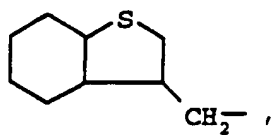
represents a bicyclic ring that may be either aromatic, or partially or completely saturated, for example:



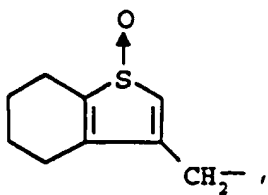
-29-



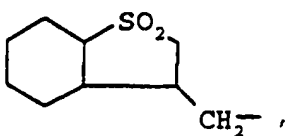
5



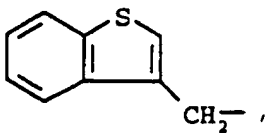
10



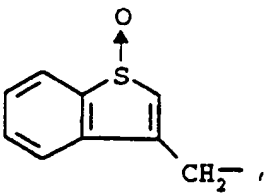
15



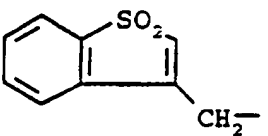
20



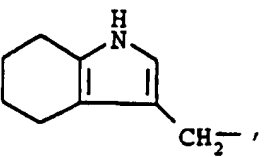
25



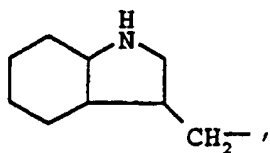
30



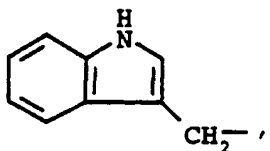
35



-30-



5

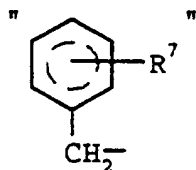


10 and the like mono- and trisubstituted by R^7 as defined above wherein R^7 may be attached at any carbon atom of the bicyclic ring excluding unsaturated bridgehead carbon atoms, and unsaturated carbon atoms wherein the - CH_2 - is attached, and Z is as defined above and R^{12}

15 may be present.

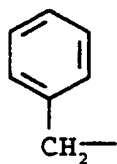
The ring designated:

20

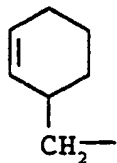


wherein the monocyclic ring may be aromatic, or partially or completely saturated, for example:

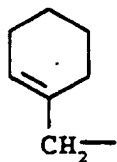
25



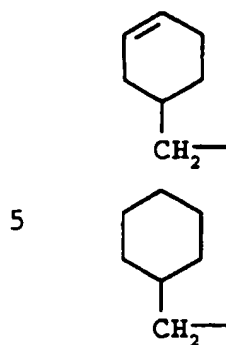
30



35

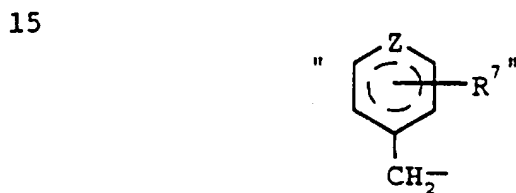


- 31 -

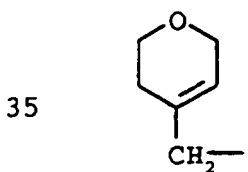
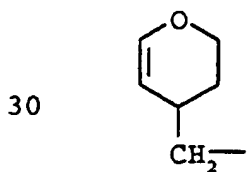
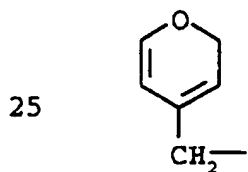


10 and the like mono- to trisubstituted by R^7 as defined above wherein R^7 may be attached at any carbon atom of the monocyclic ring excluding unsaturated carbon atoms wherein the $-CH_2-$ group is attached.

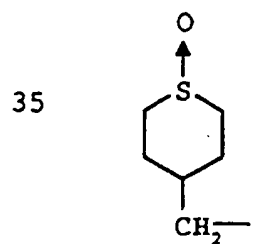
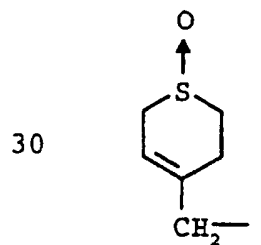
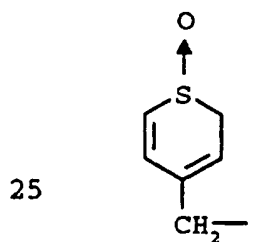
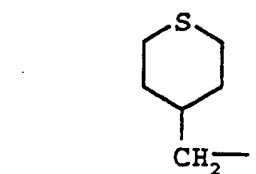
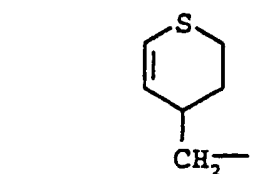
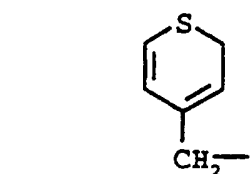
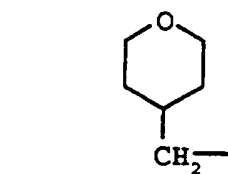
The ring designated:

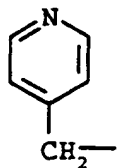
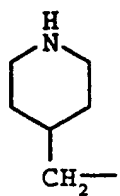
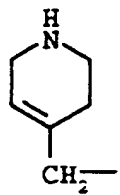
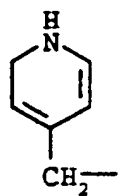
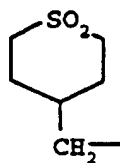
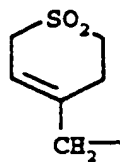


20 wherein the monocyclic ring may be aromatic, or partially or completely saturated, for example:



-32-





and the like mono- to trisubstituted by R^7 as defined above wherein R^7 may be attached at any carbon atom of

-34-

the monocyclic ring excluding unsaturated carbon atoms wherein the -CH₂- group is attached.

The compounds of Formula I are capable of further forming both pharmaceutically acceptable acid addition
5 and/or base salts. All of these forms are within the scope of the present invention.

Pharmaceutically acceptable acid addition salts of the compounds of Formula I include salts derived from nontoxic inorganic acids such as hydrochloric, nitric,
10 phosphoric, sulfuric, hydrobromic, hydriodic, hydrofluoric, phosphorous, and the like, as well as the salts derived from nontoxic organic acids, such as aliphatic mono- and dicarboxylic acids, phenyl-substituted alkanolic acids, hydroxy alkanolic acids,
15 alkanedioic acids, aromatic acids, aliphatic and aromatic sulfonic acids, etc. Such salts thus include sulfate, pyrosulfate, bisulfate, sulfite, bisulfite, nitrate, phosphate, monohydrogenphosphate, dihydrogenphosphate, metaphosphate, pyrophosphate,
20 chloride, bromide, iodide, acetate, trifluoroacetate, propionate, caprylate, isobutyrate, oxalate, malonate, succinate, suberate, sebacate, fumarate, maleate, mandelate, benzoate, chlorobenzoate, methylbenzoate, dinitrobenzoate, phthalate, benzenesulfonate,
25 toluenesulfonate, phenylacetate, citrate, lactate, maleate, tartrate, methanesulfonate, and the like. Also contemplated are salts of amino acids such as arginate and the like and gluconate, galacturonate
(see, for example, Berge S.M., et al., "Pharmaceutical
30 Salts," J. of Pharma. Sci., 66:1 (1977)).

The acid addition salts of said basic compounds are prepared by contacting the free base form with a sufficient amount of the desired acid to produce the salt in the conventional manner. The free base form
35 may be regenerated by contacting the salt form with a base and isolating the free base in the conventional

-35-

manner. The free base forms differ from their respective salt forms somewhat in certain physical properties such as solubility in polar solvents, but otherwise the salts are equivalent to their respective free base for purposes of the present invention.

Pharmaceutically acceptable base addition salts are formed with metals or amines, such as alkali and alkaline earth metals or organic amines. Examples of metals used as cations are sodium, potassium, magnesium, calcium, and the like. Examples of suitable amines are N,N'-dibenzylethylenediamine, chloro-procaine, choline, diethanolamine, dicyclohexylamine, ethylenediamine, N-methylglucamine, and procaine (see, for example, Berge S.M., et al., "Pharmaceutical Salts," J. of Pharma. Sci., 66:1 (1977)).

The base addition salts of said acidic compounds are prepared by contacting the free acid form with a sufficient amount of the desired base to produce the salt in the conventional manner. The free acid form may be regenerated by contacting the salt form with an acid and isolating the free acid in the conventional manner. The free acid forms differ from their respective salt forms somewhat in certain physical properties such as solubility in polar solvents, but otherwise the salts are equivalent to their respective free acid for purposes of the present invention.

Certain of the compounds of the present invention can exist in unsolvated forms as well as solvated forms, including hydrated forms. In general, the solvated forms, including hydrated forms, are equivalent to unsolvated forms and are intended to be encompassed within the scope of the present invention.

Certain of the compounds of the present invention possess one or more chiral centers and each center may exist in the R(D) or S(L) configuration. The present

-36-

invention includes all enantiomeric and epimeric forms as well as the appropriate mixtures thereof.

A preferred compound of Formula I is one wherein R is hydrogen;

5 R⁷ is selected from the group consisting of:

hydrogen,
methoxy,
thiomethoxy,
hydroxy,

10 halogen, and

-N-R⁸ wherein R⁸ and R⁹ may be the same or
 $\begin{array}{c} | \\ R^9 \end{array}$ different and are selected from the group
consisting of:

15 hydrogen, and
alkyl;

R³ is hydrogen or methyl;

R⁴ is selected from the group consisting of:

hydrogen,
methyl,
ethyl, and
-CH₂-O-CH₃;

20

X is -CH₂-, or

25 $\begin{array}{c} O \\ | \\ -C-; \end{array}$

Y is -CH₂-, or

30 $\begin{array}{c} O \\ | \\ -C-; \end{array}$

R⁵ is selected from the group consisting of:

-O-R¹⁴ wherein R¹⁴ is selected from the group
consisting of:

35 hydrogen,
alkyl,
alkenyl,
alkynyl,
cycloalkyl,
cycloalkylalkyl.

-37-

- hydroxyalkyl,
 mercaptoalkyl,
 cyanoalkyl,
 alkoxyalkyl,
 5 arylalkyl,
 heteroarylalkyl,
 benzyloxyalkyl,
 thioalkoxyalkyl,
 acetamidoalkyl,
 10 HOCH₂CH₂-S-S-CH₂CH₂-,
 R¹⁵-N-alkyl wherein R¹⁵ and R¹⁶ may be the
 |
 R¹⁶ same or different and are selected
 from the group consisting of:
 15 hydrogen,
 alkyl or R¹⁵ and R¹⁶ are taken together
 with N to form a 5- or 6-membered
 ring optionally containing a
 heteroatom selected from the group
 20 consisting of: O, and NR¹⁰ wherein
 R¹⁰ is hydrogen or methyl, and
 alkyl-O₂C-alkyl,
 -S-R¹⁴ wherein R¹⁴ is as defined above with the proviso
 that R¹⁴ is not hydrogen, and
 25 -N-R¹⁹ wherein R¹⁹ is
 |
 R²⁰
 hydrogen,
 alkyl,
 30 alkenyl,
 alkynyl,
 cycloalkyl,
 cycloalkylalkyl,
 cyanoalkyl,
 35 hydroxyalkyl,
 alkoxyalkyl,
 arylalkyl,
 heteroarylalkyl,

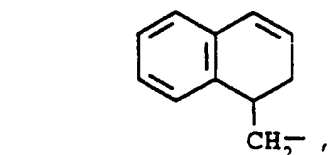
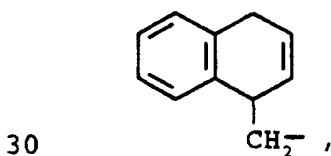
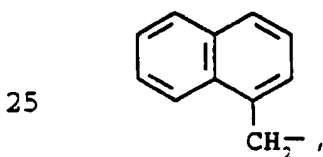
benzyloxyalkyl,
 mercaptoalkyl,
 thioalkoxyalkyl,
 acetamidoalkyl,

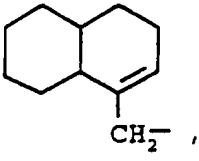
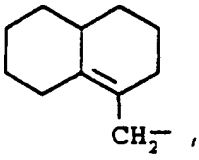
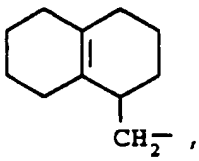
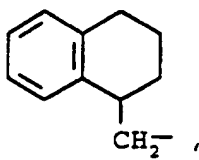
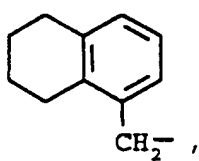
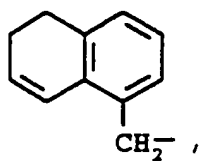
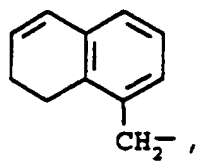
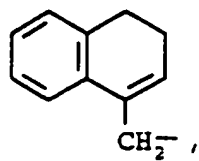
5 R¹⁵-N-alkyl, wherein R¹⁵ and R¹⁶ may be the same or
 $\begin{array}{c} | \\ R^{16} \end{array}$ different and are selected from the
 group consisting of:

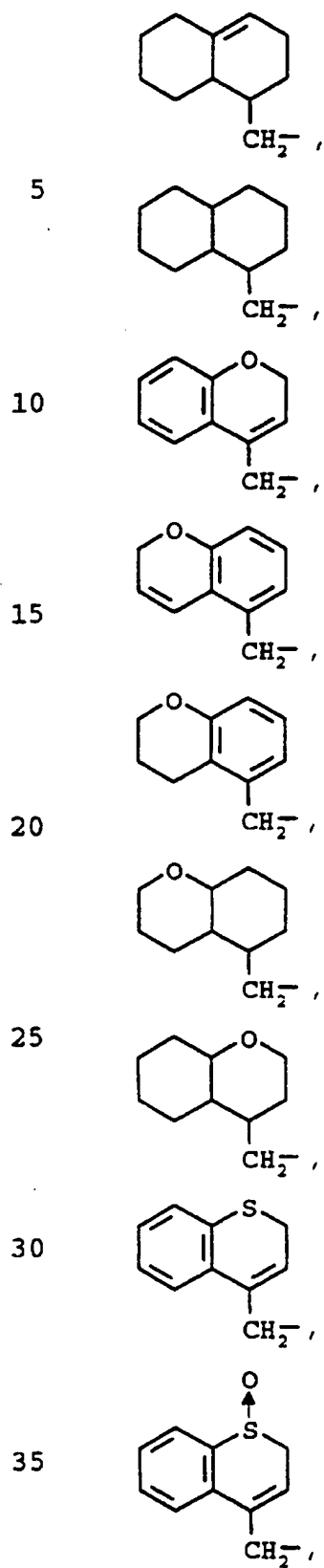
hydrogen,
 10 alkyl or R¹⁵ and R¹⁶ are taken
 together with N to form a 5- or
 6-membered ring optionally
 containing a heteroatom selected
 from the group consisting of: S,
 15 O, and N-R¹⁰ wherein R¹⁰ is as
 defined above, and

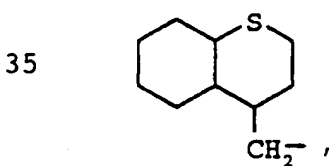
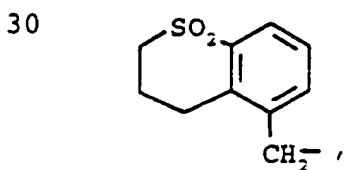
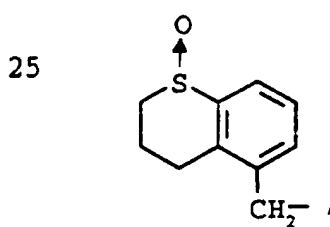
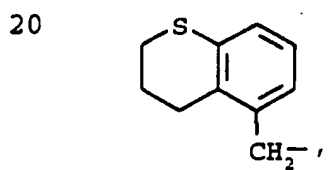
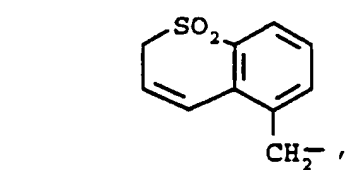
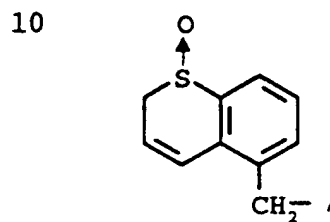
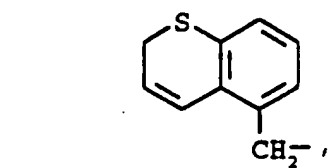
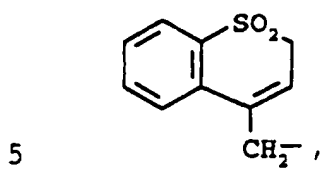
R²⁰ is hydrogen or methyl; and
 R⁶ is hydrogen.

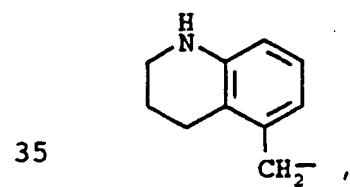
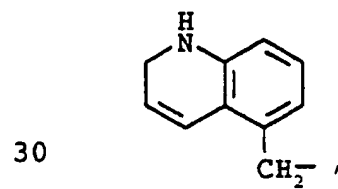
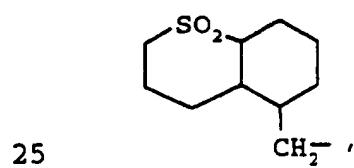
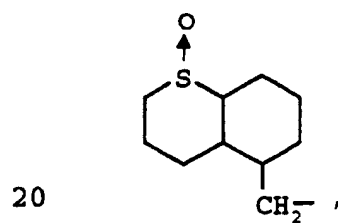
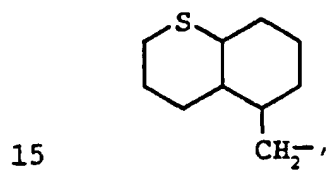
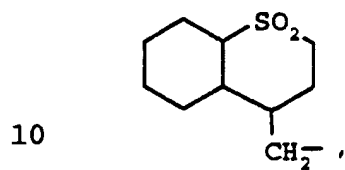
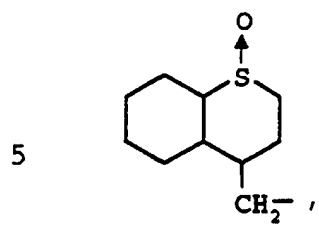
20 A more preferred compound of Formula I is one
 wherein R¹ and R² may be the same or different and are
 selected from the group consisting of:



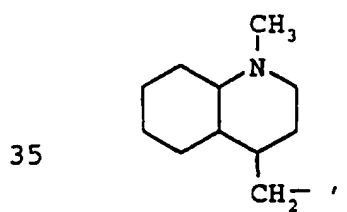
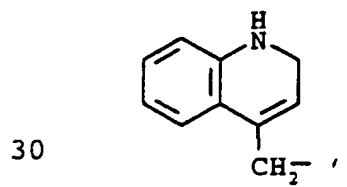
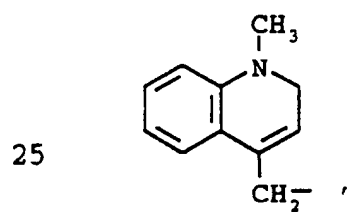
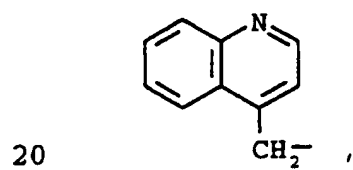
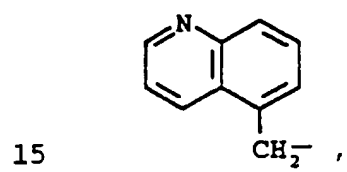
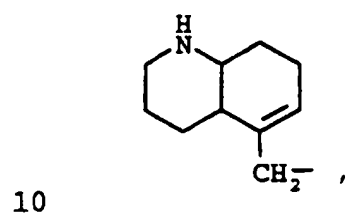
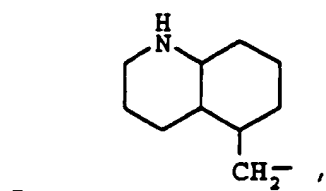




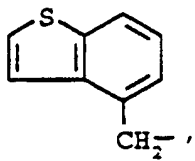
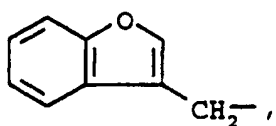
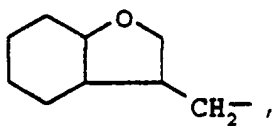
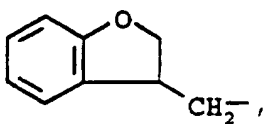
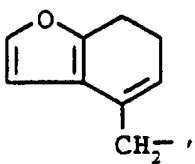
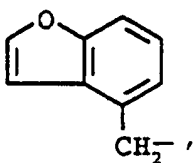
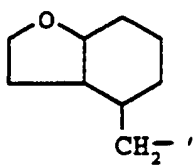
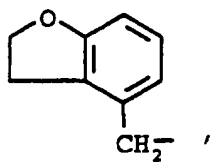


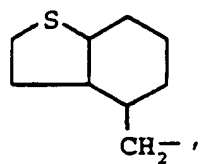
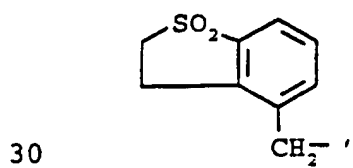
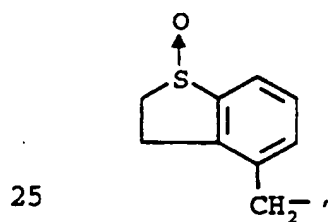
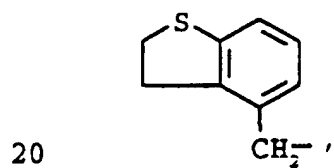
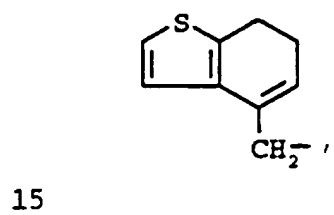
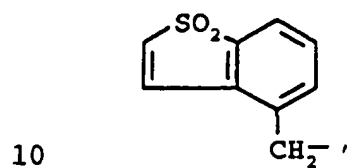
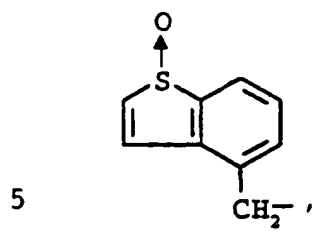


-43-

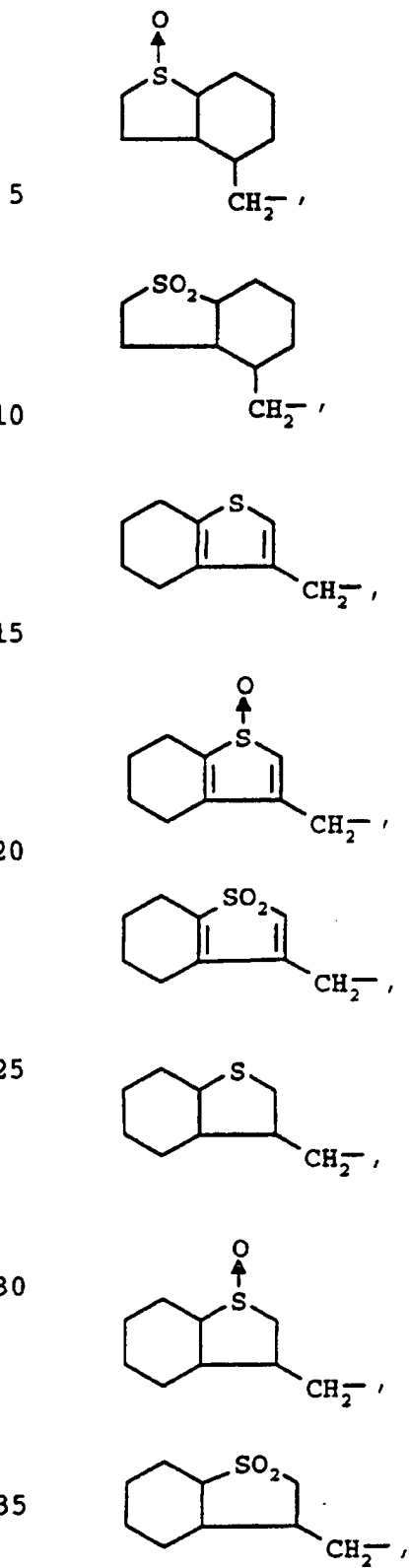


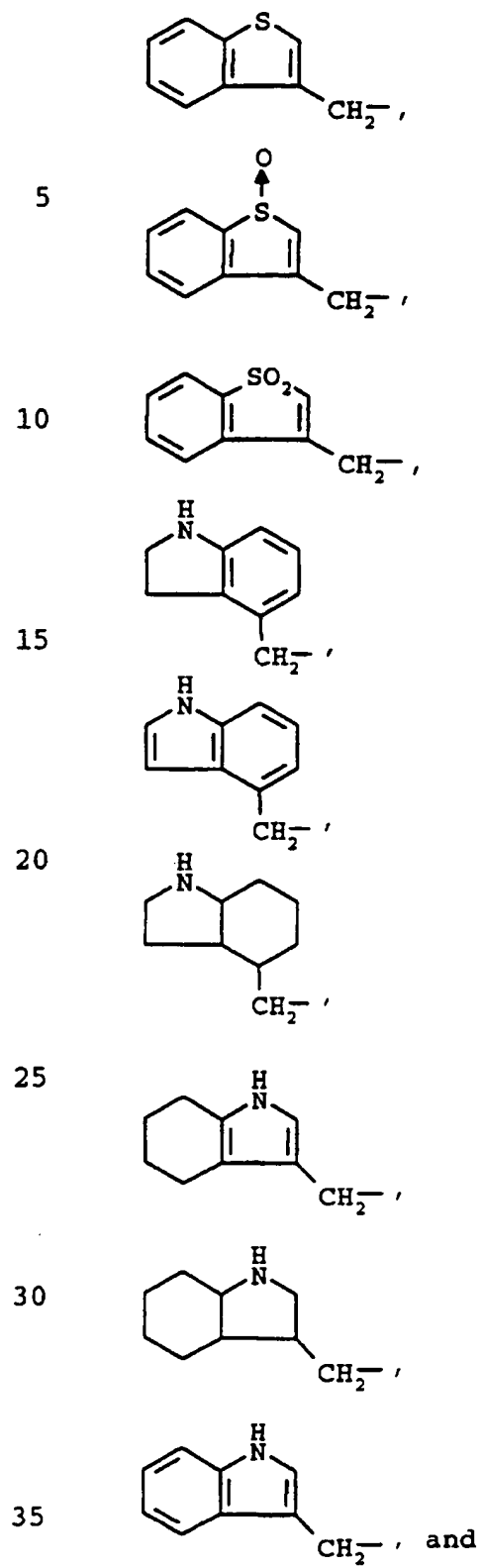
- 44 -



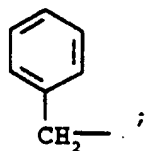


-46-





-48-



5

R^3 is hydrogen or methyl;

R^4 is hydrogen, methyl, or $-\text{CH}_2\text{OCH}_3$;

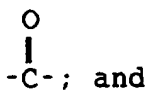
X is $-\text{CH}_2-$ or

10



Y is $-\text{CH}_2-$, or

15



R^5 is selected from the group consisting of:

$-\text{O}-R^{14}$ wherein R^{14} is selected from the group consisting of:

20

hydrogen,

alkyl,

alkenyl,

alkynyl,

$-\text{CH}_2-\text{CH}_2-\text{N}-\text{CH}_3$,

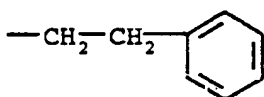
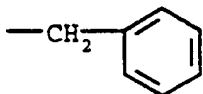
25



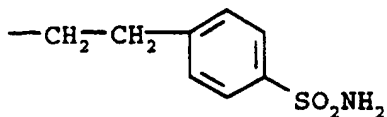
$-\text{CH}_2-\text{CH}_2-\text{N}-\text{C}_2\text{H}_5$,

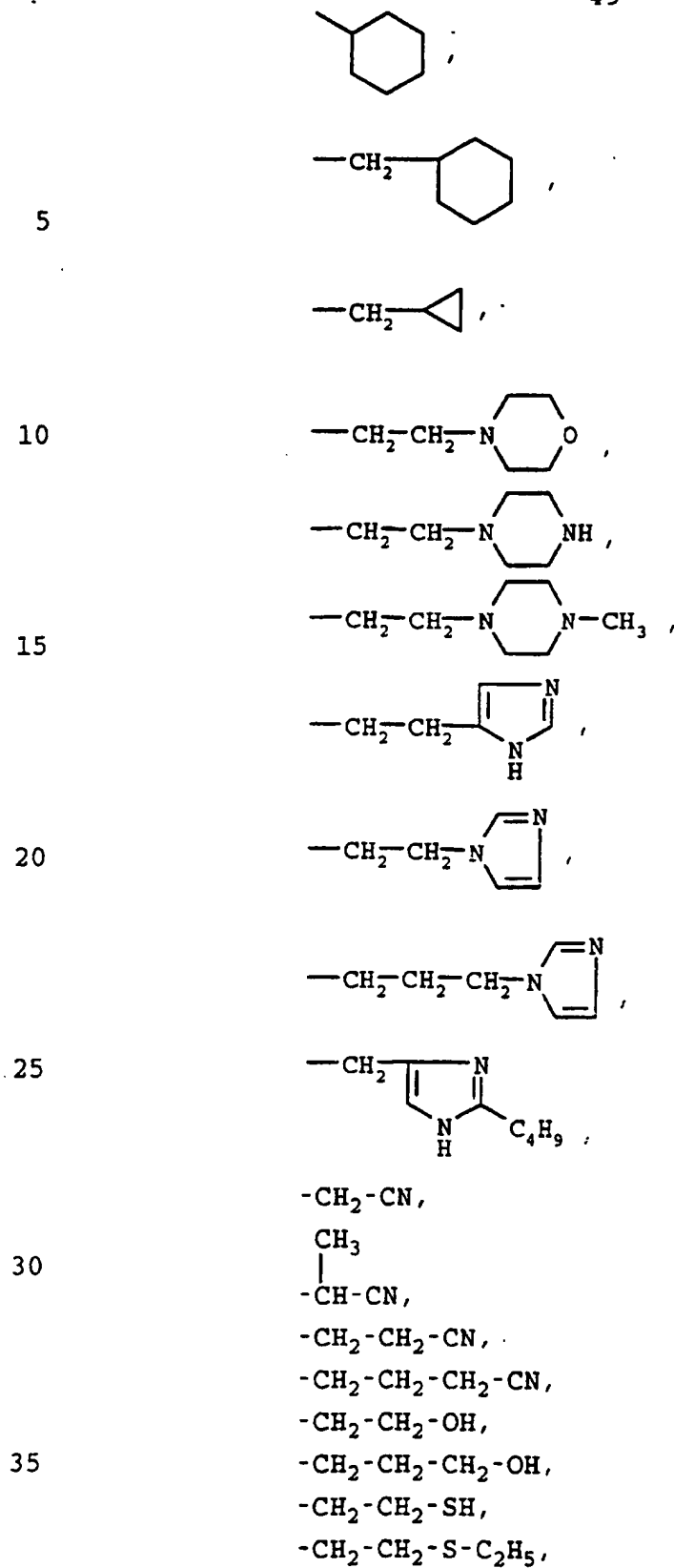


30

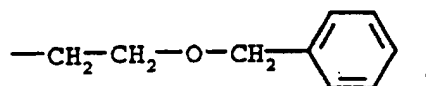
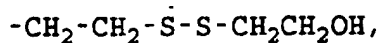


35

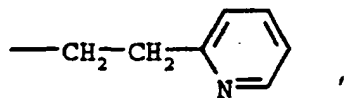




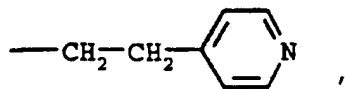
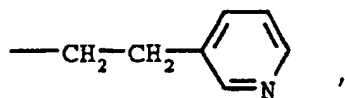
-50-



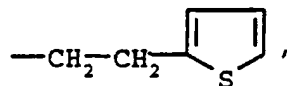
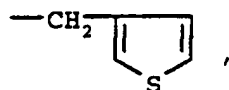
5



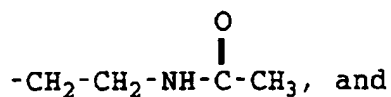
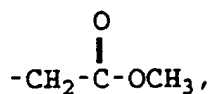
10



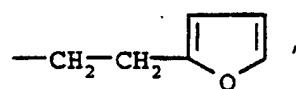
15



20



25



-SR¹⁴ wherein R¹⁴ is as defined above with the proviso that R¹⁴ is not hydrogen, and

30 -N-R¹⁷ wherein R¹⁷ is selected from the group
 $\begin{array}{l} | \\ \text{R}^{18} \end{array}$ consisting of:

hydrogen,

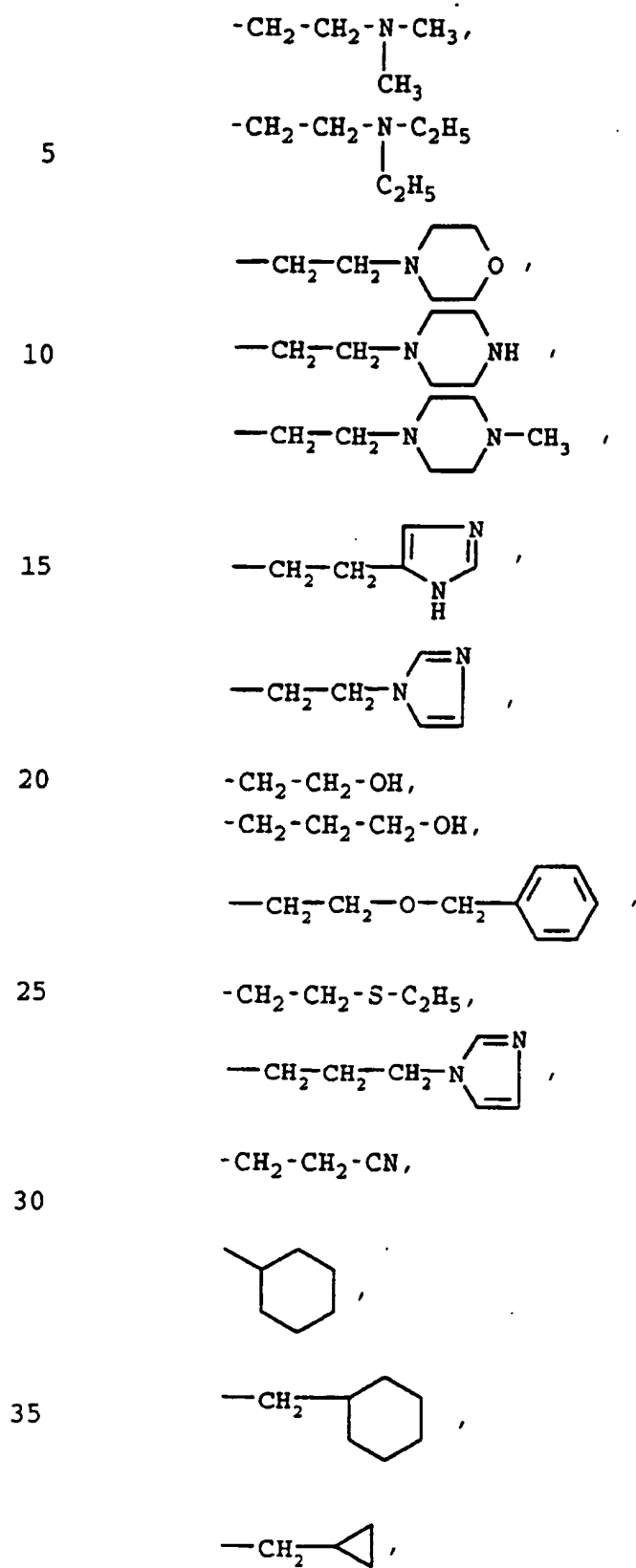
alkyl,

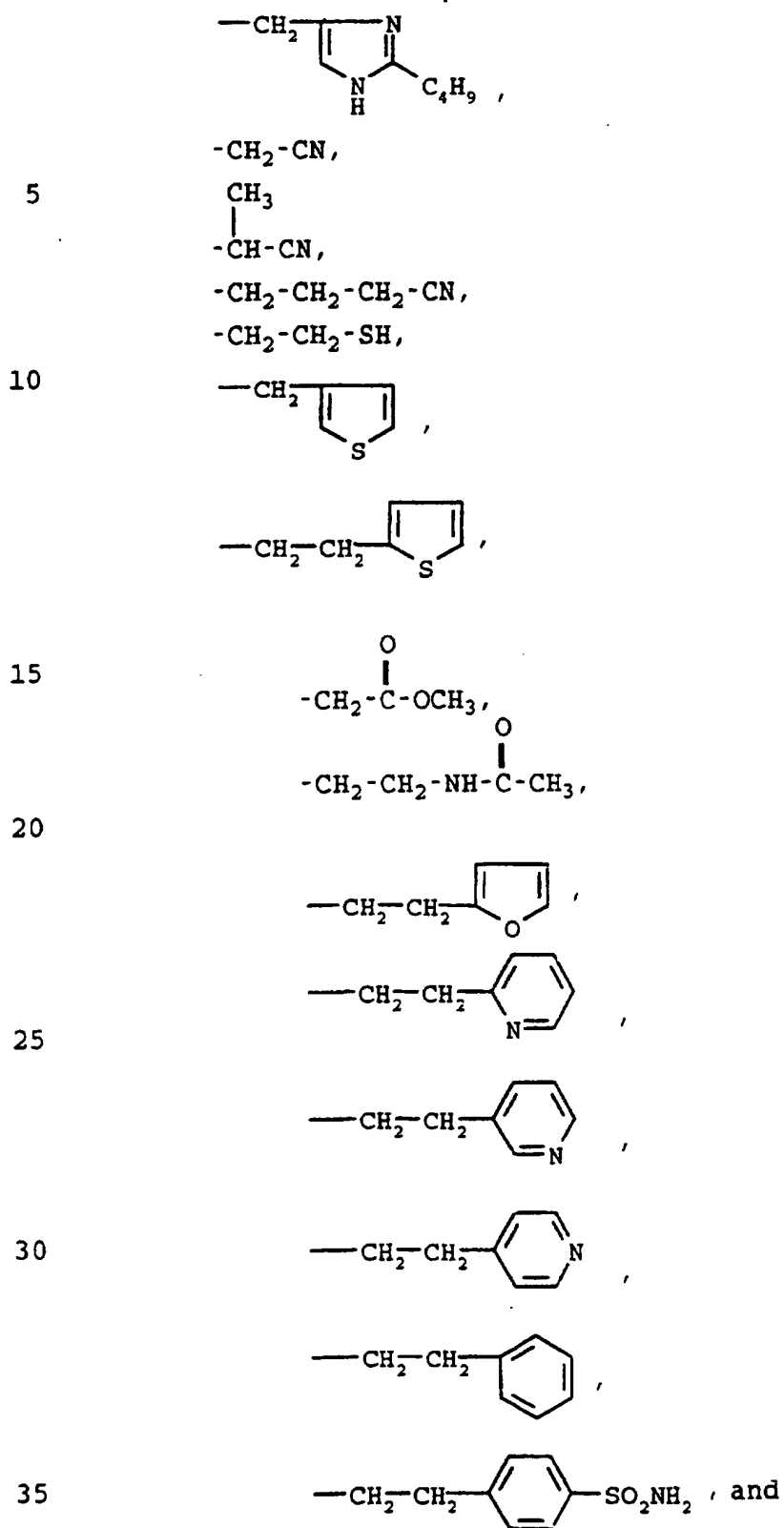
35

alkenyl,

alkynyl.

-51-





-53-

R^{18} is hydrogen or methyl, and $-NH-OR^{10}$ wherein R^{10} is hydrogen or methyl.

5 Particularly valuable is a compound selected from the group consisting of:

(S)-3-(1H-Imidazol-4-yl)-2-(3-naphthalen-1-yl-2-naphthalen-1-ylmethyl-propionylamino)-propionic acid, methyl ester;

10 (R)-3-(1H-Imidazol-4-yl)-2-(3-naphthalen-1-yl-2-naphthalen-1-ylmethyl-propionylamino)-propionic acid, methyl ester;

(S)-3-(1H-Imidazol-4-yl)-2-(3-naphthalen-1-yl-2-naphthalen-1-ylmethyl-propionylamino)-propionic acid;

15 (R)-3-(1H-Imidazol-4-yl)-2-(3-naphthalen-1-yl-2-naphthalen-1-ylmethyl-propionylamino)-propionic acid;

(S)-3-(1H-Imidazol-4-yl)-2-(3-naphthalen-1-yl-2-naphthalen-1-ylmethyl-propionylamino)-propionic acid, ethyl ester;

20 (S)-3-(3-Methyl-3H-imidazol-4-yl)-2-(3-naphthalen-1-yl-2-naphthalen-1-ylmethyl-propionylamino)-propionic acid, methyl ester;

(S)-3-(1H-Imidazol-4-yl)-2-(3-naphthalen-1-yl-2-naphthalen-1-ylmethyl-propionylamino)-propionic acid, propyl ester;

25 (S)-3-(1H-Imidazol-4-yl)-2-(3-naphthalen-1-yl-2-naphthalen-1-ylmethyl-propionylamino)-propionic acid, isopropyl ester;

30 (S)-3-(1H-Imidazol-4-yl)-2-(3-naphthalen-1-yl-2-naphthalen-1-ylmethyl-propionylamino)-propionic acid, butyl ester;

(S)-3-(1H-Imidazol-4-yl)-2-(3-naphthalen-1-yl-2-naphthalen-1-ylmethyl-propionylamino)-propionic acid, benzyl ester;

35 (S)-3-(1H-Imidazol-4-yl)-2-(3-naphthalen-1-yl-2-naphthalen-1-ylmethyl-propionylamino)-propionic acid, cyclohexyl ester;

(S)-3-(1H-Imidazol-4-yl)-2-(3-naphthalen-1-yl-2-naphthalen-1-ylmethyl-propionylamino)-propionic acid, cyclopropylmethyl ester;

5 (S)-3-(1H-Imidazol-4-yl)-2-(3-naphthalen-1-yl-2-naphthalen-1-ylmethyl-propionylamino)-propionic acid, 2-butyl-1H-imidazol-4-ylmethyl ester;

(S)-3-(1H-Imidazol-4-yl)-2-(3-naphthalen-1-yl-2-naphthalen-1-ylmethyl-propionylamino)-propionic acid, (\pm)-sec-butyl ester;

10 (S)-3-(1H-Imidazol-4-yl)-2-(3-naphthalen-1-yl-2-naphthalen-1-ylmethyl-propionylamino)-propionic acid, allyl ester;

(S)-3-(1H-Imidazol-4-yl)-2-(3-naphthalen-1-yl-2-naphthalen-1-ylmethyl-propionylamino)-propionic acid, prop-2-ynyl ester;

15 (S)-3-(1H-Imidazol-4-yl)-2-(3-naphthalen-1-yl-2-naphthalen-1-ylmethyl-propionylamino)-propionic acid, 2-cyano-ethyl ester;

(S)-3-(1H-Imidazol-4-yl)-2-(3-naphthalen-1-yl-2-naphthalen-1-ylmethyl-propionylamino)-propionic acid, 2-benzyloxy-ethyl ester;

20 (S)-3-(1H-Imidazol-4-yl)-2-(3-naphthalen-1-yl-2-naphthalen-1-ylmethyl-propionylamino)-propionic acid, 2-thiophen-2-yl-ethyl ester;

25 (S)-3-(1H-Imidazol-4-yl)-2-(3-naphthalen-1-yl-2-naphthalen-1-ylmethyl-propionylamino)-propionic acid, thiophen-3-ylmethyl ester;

(S)-3-(1H-Imidazol-4-yl)-2-(3-naphthalen-1-yl-2-naphthalen-1-ylmethyl-propionylamino)-propionic acid, 2-diethylamino-ethyl ester;

30 (S)-3-(1H-Imidazol-4-yl)-2-(3-naphthalen-1-yl-2-naphthalen-1-ylmethyl-propionylamino)-propionic acid, 2-morpholin-4-yl-ethyl ester;

35 (S)-N-[1-(2-Benzyloxy-ethylcarbamoyl)-2-(1H-imidazol-4-yl)-ethyl]-3-naphthalen-1-yl-2-naphthalen-1-ylmethyl-propionamide;

-55-

(S)-N-[1-(Carbamoyl-2-(1H-imidazol-4-yl)-ethyl)]-3-naphthalen-1-yl-2-naphthalen-1-ylmethyl-propionamide;

(S)-N-[2-(1H-Imidazol-4-yl)-1-(2-imidazol-1-yl-ethylcarbamoyl)-ethyl]-3-naphthalen-1-yl-2-naphthalen-1-ylmethyl-propionamide;

(S)-N-[1-(2-Ethylsulfanyl-ethylcarbamoyl)-2-(1H-imidazol-4-yl)-ethyl]-3-naphthalen-1-yl-2-naphthalen-1-ylmethyl-propionamide;

(S)-N-[2-(1H-Imidazol-4-yl)-1-[2-(1H-imidazol-4-yl)-ethylcarbamoyl]-ethyl]-3-naphthalen-1-yl-2-naphthalen-1-ylmethyl-propionamide;

(S)-N-[2-(1H-Imidazol-4-yl)-1-(3-imidazol-1-yl)-propylcarbamoyl]-ethyl]-3-naphthalen-1-yl-2-naphthalen-1-ylmethyl-propionamide;

(S)-N-[1-(2-Hydroxy-ethylcarbamoyl)-2-(1H-imidazol-4-yl)-ethyl]-3-naphthalen-1-yl-2-naphthalen-1-ylmethyl-propionamide;

(S)-N-[2-(1H-Imidazol-4-yl)-1-isopropylcarbamoyl-ethyl]-3-naphthalen-1-yl-2-naphthalen-1-ylmethyl-propionamide;

(S)-N-[2-(1H-Imidazol-4-yl)-1-(2-morpholin-4-yl-ethylcarbamoyl)-ethyl]-3-naphthalen-1-yl-2-naphthalen-1-ylmethyl-propionamide;

(S)-N-[1-(2-Diethylamino-ethylcarbamoyl)-2-(1H-imidazol-4-yl)-ethyl]-3-naphthalen-1-yl-2-naphthalen-1-ylmethyl-propionamide;

(S)-N-[2-(1H-Imidazol-4-yl)-1-methylcarbamoyl-ethyl]-3-naphthalen-1-yl-2-naphthalen-1-ylmethyl-propionamide;

(S)-N-[1-Ethylcarbamoyl-2-(1H-imidazol-4-yl)-ethyl]-3-naphthalen-1-yl-2-naphthalen-1-ylmethyl-propionamide;

(S)-N-[2-(1H-Imidazol-4-yl)-1-[2-(4-sulfamoyl-phenyl)-ethylcarbamoyl]-ethyl]-3-naphthalen-1-yl-2-naphthalen-1-ylmethyl-propionamide;

-56-

(S)-2-[3-(Decahydro-naphthalen-1-yl)-2-(decahydro-naphthalen-1-ylmethyl)-propionylamino]-3-(1H-imidazol-4-yl)-propionic acid, methyl ester;

5 (S)-3-(1H-Imidazol-4-yl)-2-[3-(5,6,7,8-tetrahydro-naphthalen-1-yl)-2-(5,6,7,8-tetrahydro-naphthalen-1-ylmethyl)-propionylamino]-propionic acid, methyl ester;

(S)-N-[1-(2-Benzyloxy-ethylcarbamoyl)-2-(1H-imidazol-4-yl)-ethyl]-3-(5,6,7,8-tetrahydro-naphthalen-1-yl)-2-(5,6,7,8-tetrahydro-naphthalen-1-ylmethyl)-propionamide;

10

(S)-2-(3-Benzo[b]thiophen-3-yl-2-benzo[b]thiophen-3-ylmethyl-propionylamino)-3-(1H-imidazol-4-yl)-propionic acid, methyl ester;

(S)-3-(1H-Imidazol-4-yl)-2-(3-naphthalen-1-yl-2-naphthalen-1-ylmethyl-propionylamino)-thiopropionic acid, S-(2-acetylamino-ethyl) ester;

15

(S)-N-[1-(2-Cyano-ethylcarbamoyl)-2-(1H-imidazol-4-yl)-ethyl]-3-naphthalen-1-yl-2-naphthalen-1-ylmethyl-propionamide;

(S)-3-(1H-Imidazol-4-yl)-2-(3-naphthalen-1-yl-2-naphthalen-1-ylmethyl-propionylamino)-propionic acid, 2-hydroxy-ethyl ester;

20

(S)-N-[1-Dimethylcarbamoyl-2-(1H-imidazol-4-yl)-ethyl]-3-naphthalen-1-yl-2-naphthalen-1-ylmethyl-propionamide;

25

(S)-3-(1H-Imidazol-4-yl)-2-(3-naphthalen-1-yl-2-naphthalen-1-ylmethyl-propionylamino)-propionic acid, but-3-ynyl ester;

(S)-2-[3-(Decahydro-naphthalen-1-yl)-2-(decahydro-naphthalen-1-ylmethyl)-propionylamino]-3-(1H-imidazol-4-yl)-propionic acid, 2-cyano-ethyl ester;

30

(S)-N-[2-(1H-Imidazol-4-yl)-1-propylcarbamoyl-ethyl]-3-naphthalen-1-yl-2-naphthalen-1-ylmethyl-propionamide;

-57-

(S)-3-(1H-Imidazol-4-yl)-2-(3-naphthalen-1-yl-2-naphthalen-1-ylmethyl-propionylamino)-propionic acid, 2-imidazol-1-yl-ethyl ester;

5 (S)-3-(1H-Imidazol-4-yl)-2-(3-naphthalen-1-yl-2-naphthalen-1-ylmethyl-propionylamino)-propionic acid, but-3-enyl ester;

10 (S)-3-(1H-Imidazol-4-yl)-2-[3-(5,6,7,8-tetrahydro-naphthalen-1-yl)-2-(5,6,7,8-tetrahydro-naphthalen-1-ylmethyl)-propionylamino]-propionic acid, 2-cyano-ethyl ester;

(S)-N-[2-(1H-Imidazol-4-yl)-1-phenethylcarbamoyl-ethyl]-3-naphthalen-1-yl-2-naphthalen-1-ylmethyl-propionamide;

15 (S)-3-(1H-Imidazol-4-yl)-2-[methyl-(3-naphthalen-1-yl-2-naphthalen-1-ylmethyl-propiony)-amino]-propionic acid, methyl ester;

(S)-N-[1-Hydroxymethyl-2-(1H-imidazol-4-yl)-ethyl]-3-naphthalen-1-yl-2-naphthalen-1-ylmethyl-propionamide;

20 (S)-3-[1H-Imidazol-4-yl)-2-(3-naphthalen-1-yl-2-naphthalen-1-ylmethyl-propionylamino)-propionic acid, phenethyl ester;

25 (S)-3-(1H-Imidazol-4-yl)-2-(3-naphthalen-1-yl-2-naphthalen-1-ylmethyl-propionylamino)-propionic acid, 3-cyano-propyl ester;

(S)-3-(1H-Imidazol-4-yl)-2-(3-naphthalen-1-yl-2-naphthalen-1-ylmethyl-propionylamino)-propionic acid, 3-methyl-but-2-enyl ester;

30 (S)-3-(1H-Imidazol-4-yl)-2-(3-naphthalen-1-yl-2-naphthalen-1-ylmethyl-propylamino)-propionic acid, methyl ester;

(S)-3-(1H-Imidazol-4-yl)-2-(3-naphthalen-1-yl-2-naphthalen-1-ylmethyl-propionylamino)-propionic acid, methoxycarbonylmethyl ester;

-58-

(S)-3-(1H-Imidazol-4-yl)-2-(3-naphthalen-1-yl-2-naphthalen-1-ylmethyl-propionylamino)-propionic acid, cyanomethyl ester;

5 (S)-3-(1H-Imidazol-4-yl)-2-(3-naphthalen-1-yl-2-naphthalen-1-ylmethyl-propionylamino)-propionic acid, 2-(2-hydroxy-ethyl-disulfanyl)-ethyl ester;

(S)-3-(3-Methoxymethyl-3H-imidazol-4-yl)-2-(3-naphthalen-1-yl-2-naphthalen-1-ylmethyl-propionylamino)-propionic acid, methyl ester;

10 (S)-3-(1H-Imidazol-4-yl)-2-(3-naphthalen-1-yl-2-naphthalen-1-ylmethyl-propionylamino)-propionic acid, 1-cyano-ethyl ester;

(S)-3-(1H-Imidazol-4-yl)-2-(3-naphthalen-1-yl-2-naphthalen-1-ylmethyl-propylamino)-propan-1-ol;

15 (S)-3-(1H-Imidazol-4-yl)-N-methyl-2-(3-naphthalen-1-yl-2-naphthalen-1-ylmethyl-propylamino)-propionamide;

(S)-N-[1-Methylcarbamoyl-2-(3-methyl-3H-imidazol-4-yl)-ethyl]-3-naphthalen-1-yl-2-naphthalen-1-ylmethyl-propionamide; and

20 (S)-2-(2-Benzyl-3-naphthalen-1-yl-propionylamino)-3-(1H-imidazol-4-yl)-propionic acid, methyl ester; and corresponding isomers thereof; or a pharmaceutically acceptable salt thereof.

25 The compounds of Formula I are valuable inhibitors of the enzyme farnesyltransferase.

The protein:farnesyltransferase (PFT) or farnesyl protein transferase (FPT) inhibitory activity of compounds of Formula I was assayed in HEPES buffer (pH 7.4) containing 5 mM potassium phosphate and 20 μ M ZnCl₂. The solution also contained 7 mM DTT, 1.2 mM MgCl₂. Assays were performed in 96 well plates (Wallec) and employed solutions composed of varying concentrations of a compound of Formula I in 100% DMSO. Upon addition of both substrates, radiolabeled farnesyl pyrophosphate ([1-³H], specific activity 15-30 Ci/mmol, final concentration 0.12 μ M) and (biotinyl)-Ahe-Tyr-

35

-59-

Lys-Cys-Val-Ile-Met ([3aS[3a alpha, 4 beta, 6a alpha]-hexahydro-2-oxo-1H-thieno[3,4-d]imidazole-5-pentanoic acid]-[7-aminoheptanoic acid]-Thr-Lys-Cys-Val-Ile-Met) (final concentration 0.2 μ M), the enzyme reaction was started by addition of 40-fold purified rat brain farnesyl protein transferase. After incubation at 37°C for 30 minutes, the reaction was terminated by diluting the reaction 2.5-fold with a stop buffer containing 1.5 M magnesium acetate, 0.2 M H₃PO₄, 0.5% BSA, and streptavidin beads (Amersham) at a concentration of 1.3 mg/mL. After allowing the plate to settle for 30 minutes at room temperature, radioactivity was quantitated on a microBeta counter (Model 1450, Wallac). Compounds of Formula I show IC₅₀ values of 0.06 to 60 μ M in this assay and are thus valuable inhibitors of protein:farnesyltransferase enzyme which may be used in the medical treatment of tissue proliferative diseases, including cancer and restenosis. The assay was also carried out without 5 mM potassium phosphate.

Gel Shift Assay

Twenty-four hours after planting 2 x 10⁶ ras-transformed cells per treatment condition, the farnesylation inhibitor is added at varying concentrations. Following an 18-hour incubation period, cells are lysed in phosphate-buffered saline containing 1% Triton X-100, 0.5% sodium deoxycholate, and 0.1% SDS, pH 7.4 in the presence of several protease inhibitors (PMSF, antipain, leupeptin, pepstatin A, and aprotinin all at 1 μ g/mL). Ras protein is immunoprecipitated from the supernatants by the addition of 3 μ g v-H-ras Ab-2 (Y13-259 antibody from Oncogene Science). After overnight immunoprecipitation, 30 μ L of a 50% protein G-Sepharose slurry (Pharmacia) is added followed by 45-minute

-60-

incubation. Pellets are resuspended in 2X tris-glycine loading buffer (Novex) containing 5% B-mercaptoethanol and then denatured by 5 minutes boiling prior to electrophoresis on 14% Tris-glycine SDS gels. Using Western transfer techniques, proteins are transferred to nitrocellulose membranes followed by blocking in blocking buffer. Upon overnight incubation with primary antibody (pan-ras Ab-2 from Oncogene Science), an antimouse HRP conjugate secondary antibody (Amersham) is employed for detection of the ras protein. Blots are developed using ECL techniques (Amersham).

The data in Table 1 show farnesyl protein transferase inhibitory activity, and activity in the gel shift assay against ras protein of selected compounds of Formula I.

TABLE 1. Biological Activity of Compounds of Formula I

Example	Compound	Farnesyl Protein Transferase Inhibition		Inhibition of Ras Farnesylation (Minimum Effective Dose, μM)	
		Hepes IC ₅₀ (μM)	Hepes/5 mM PO ₄ ⁻³ IC ₅₀ (μM)	H-ras Me 12/+ Cells	H-ras-NIH3T3 Cells
1	(S)-3-(1H-Imidazol-4-yl)-2-(3-naphthalen-1-yl-2-naphthalen-1-ylmethyl-propionylamino)-propionic acid, methyl ester	0.26	0.30	2.5	5.0
2	(R)-3-(1H-Imidazol-4-yl)-2-(3-naphthalen-1-yl-2-naphthalen-1-ylmethyl-propionylamino)-propionic acid, methyl ester	12	10		
3	(S)-3-(1H-Imidazol-4-yl)-2-(3-naphthalen-1-yl-2-naphthalen-1-ylmethyl-propionylamino)-propionic acid	1.0	2.3		
5	(S)-3-(1H-Imidazol-4-yl)-2-(3-naphthalen-1-yl-2-naphthalen-1-ylmethyl-propionylamino)-propionic acid				

TABLE 1. Biological Activity of Compounds of Formula I (cont'd)

Example	Compound	Farnesyl Protein Transferase Inhibition		Inhibition of Ras Farnesylation (Minimum Effective Dose, μM)	
		Hepes IC ₅₀ (μM)	Hepes/ 5 mM PO ₄ ⁻³ IC ₅₀ (μM)	H-ras Me 12/+ Cells	H-ras- NIH3T3 Cells
4	(R)-3-(1H-Imidazol-4-yl)-2-(3-naphthalen-1-yl)-2-naphthalen-1-ylmethyl-propionylamino)-propionic acid	6.1	19.5		
5	(S)-3-(1H-Imidazol-4-yl)-2-(3-naphthalen-1-yl)-2-naphthalen-1-ylmethyl-propionylamino)-propionic acid, ethyl ester	0.13	0.13	2.5	
5	(S)-3-(3-Methyl-3H-imidazol-4-yl)-2-(3-naphthalen-1-yl)-2-naphthalen-1-ylmethyl-propionylamino)-propionic acid, methyl ester	0.42	0.22	1	2.5

TABLE 1. Biological Activity of Compounds of Formula I (cont'd)

Example	Compound	Farnesyl Protein Transferase Inhibition		Inhibition of Ras Farnesylation (Minimum Effective Dose, μM)	
		Hepes IC ₅₀ (μM)	Hepes/ 5 mM PO ₄ ⁻³ IC ₅₀ (μM)	H-ras Me 12/+ Cells	H-ras- NIH3T3 Cells
7	(S)-3-(1H-Imidazol-4-yl)-2-(3-naphthalen-1-yl-2-naphthalen-1-ylmethyl-propionylamino)-propionic acid, propyl ester	0.11	0.10	5.0	5.0
8	(S)-3-(1H-Imidazol-4-yl)-2-(3-naphthalen-1-yl-2-naphthalen-1-ylmethyl-propionylamino)-propionic acid, isopropyl ester	0.18	0.16	5.0	5.0
9	(S)-3-(1H-Imidazol-4-yl)-2-(3-naphthalen-1-yl-2-naphthalen-1-ylmethyl-propionylamino)-propionic acid, butyl ester	1.3	1.1		

TABLE 1. Biological Activity of Compounds of Formula I (cont'd)

Example	Compound	Farnesyl Protein Transferase Inhibition		Inhibition of Ras Farnesylation (Minimum Effective Dose, μM)	
		Hepes IC ₅₀ (μM)	Hepes/5 mM PO ₄ ⁻³ IC ₅₀ (μM)	H-ras Me 12/+ Cells	H-ras NIH3T3 Cells
10	(S)-3-(1H-Imidazol-4-yl)-2-(3-naphthalen-1-yl-2-naphthalen-1-ylmethyl-propionylamino)-propionic acid, benzyl ester	4.2	2.9		
11	(S)-3-(1H-Imidazol-4-yl)-2-(3-naphthalen-1-yl-2-naphthalen-1-ylmethyl-propionylamino)-propionic acid, cyclohexyl ester	20	14		
12	(S)-3-(1H-Imidazol-4-yl)-2-(3-naphthalen-1-yl-2-naphthalen-1-ylmethyl-propionylamino)-propionic acid, cyclopropylmethyl ester	0.40	0.25		

TABLE 1. Biological Activity of Compounds of Formula I (cont'd)

Example	Compound	Farnesyl Protein Transferase Inhibition		Inhibition of Ras Farnesylation (Minimum Effective Dose, μM)	
		Hepes IC ₅₀ (μM)	Hepes/ 5 mM PO ₄ ⁻³ IC ₅₀ (μM)	H-ras Me 12/+ Cells	H-ras- NIH3T3 Cells
13	(S)-3-(1H-Imidazol-4-yl)-2-(3-naphthalen-1-yl)-2-naphthalen-1-ylmethyl-propionylamino)-propionic acid, 2-butyl-1H-imidazol-4-ylmethyl ester	2.1	1.7		
14	(S)-3-(1H-Imidazol-4-yl)-2-(3-naphthalen-1-yl)-2-naphthalen-1-ylmethyl-propionylamino)-propionic acid, \pm -sec-butyl ester	0.82	0.54		
5	(S)-3-(1H-Imidazol-4-yl)-2-(3-naphthalen-1-yl)-2-naphthalen-1-ylmethyl-propionylamino)-propionic acid, allyl ester	0.40	0.20		25.0

TABLE 1. Biological Activity of Compounds of Formula I (cont'd)

Example	Compound	Farnesyl Protein Transferase Inhibition		Inhibition of Ras Farnesylation (Minimum Effective Dose, μM)	
		Hepes IC_{50} (μM)	Hepes/ 5 mM PO_4^{-3} IC_{50} (μM)	H-ras Me 12/+ Cells	H-ras- NIH3T3 Cells
16	(S)-3-(1H-Imidazol-4-yl)-2-(3-naphthalen-1-yl-2-naphthalen-1-ylmethyl-propionylamino)-propionic acid, prop-2-ynyl ester	0.50	0.59		
17	(S)-3-(1H-Imidazol-4-yl)-2-(3-naphthalen-1-yl-2-naphthalen-1-ylmethyl-propionylamino)-propionic acid, 2-cyanoethyl ester	0.08	0.07		10
18	(S)-3-(1H-Imidazol-4-yl)-2-(3-naphthalen-1-yl-2-naphthalen-1-ylmethyl-propionylamino)-propionic acid, 2-benzyloxyethyl ester	0.57	0.54		

TABLE 1. Biological Activity of Compounds of Formula I (cont'd)

Example	Compound	Farnesyl Protein Transferase Inhibition		Inhibition of Ras Farnesylation (Minimum Effective Dose, μM)	
		Hepes IC ₅₀ (μM)	Hepes/ 5 mM PO ₄ ⁻³ IC ₅₀ (μM)	H-ras Me 12/+ Cells	H-ras- NIH3T3 Cells
19	(S)-3-(1H-Imidazol-4-yl)-2-(3-naphthalen-1-yl-2-naphthalen-1-ylmethyl-propionylamino)-propionic acid, 2-thiophen-2-yl-ethyl ester	1.1	1.1		
20	(S)-3-(1H-Imidazol-4-yl)-2-(3-naphthalen-1-yl-2-naphthalen-1-ylmethyl-propionylamino)-propionic acid, thiophen-3-ylmethyl ester	3.5	2.4		
21	(S)-3-(1H-Imidazol-4-yl)-2-(3-naphthalen-1-yl-2-naphthalen-1-ylmethyl-propionylamino)-propionic acid, 2-diethylamino-ethyl ester	21	9.0		

TABLE 1. Biological Activity of Compounds of Formula I (cont'd)

Example	Compound	Farnesyl Protein Transferase Inhibition		Inhibition of Ras Farnesylation (Minimum Effective Dose, μM)	
		Hepes IC ₅₀ (μM)	Hepes/ 5 mM PO ₄ ⁻³ IC ₅₀ (μM)	H-ras Me 12/+ Cells	H-ras- NIH3T3 Cells
22	(S)-3-(1H-Imidazol-4-yl)-2-(3-naphthalen-1-yl-2-naphthalen-1-ylmethyl-propionylamino)-propionic acid, 2-morpholin-4-yl-ethyl ester	5.8	4.3		
23	(S)-N-[1-(2-Benzoyloxyethylcarbonyl)-2-(1H-imidazol-4-yl)-ethyl]-3-naphthalen-1-yl-2-naphthalen-1-ylmethyl-propionamide	0.74	0.55	5.0	
24	(S)-N-[1-Carbonyl-2-(1H-imidazol-4-yl)-ethyl]-3-naphthalen-1-yl-2-naphthalen-1-ylmethyl-propionamide	5.3	3.8		

TABLE 1. Biological Activity of Compounds of Formula I (cont'd)

Example	Compound	Farnesyl Protein Transferase Inhibition		Inhibition of Ras Farnesylation (Minimum Effective Dose, μM)	
		Hepes IC ₅₀ (μM)	Hepes/ 5 mM PO ₄ ⁻³ IC ₅₀ (μM)	H-ras Me 12/+ Cells	H-ras- NIH3T3 Cells
25	(S)-N-[2-(1H-Imidazol-4-yl)-1-(2- imidazol-1-yl-ethylcarbamoyl)- ethyl]-3-naphthalen-1-yl- 2-naphthalen-1-ylmethyl- propionamide	1.9	1.5		
26	(S)-N-[1-(2-Ethylsulfonyl- ethylcarbamoyl)-2-(1H-imidazol-4- yl)-ethyl]-3-naphthalen-1-yl-2- naphthalen-1-ylmethyl-propionamide	12	8.7		
27	(S)-N-[2-(1H-Imidazol-4-yl)-1-[2- (1H-imidazol-4-yl)- ethylcarbamoyl]-ethyl]-3- naphthalen-1-yl-2-naphthalen-1- ylmethyl-propionamide	4.8	3.9		10.0

TABLE 1. Biological Activity of Compounds of Formula I (cont'd)

Example	Compound	Farnesyl Protein Transferase Inhibition		Inhibition of Ras Farnesylation (Minimum Effective Dose, μM)	
		Hepes IC ₅₀ (μM)	Hepes/ 5 mM PO ₄ ⁻³ IC ₅₀ (μM)	H-ras- Me 12/+ Cells	H-ras- NIH3T3 Cells
28	(S)-N-[2-(1H-Imidazol-4-yl)-1-(3- imidazol-1-yl)-propylcarbonyl]- ethyl]-3-naphthalen-1-yl-2- naphthalen-1-ylmethyl-propionamide	8.1	4.2		
29	(S)-N-[1-(2-Hydroxy- ethylcarbonyl)-2-(1H-imidazol-4- yl)-ethyl]-3-naphthalen-1-yl-2- naphthalen-1-ylmethyl-propionamide	3.2	3.7		
5	30	4.6	3.5		
	(S)-N-[2-(1H-Imidazol-4-yl)-1- isopropylcarbonyl-ethyl]-3- naphthalen-1-yl-2-naphthalen-1- ylmethyl-propionamide				

TABLE 1. Biological Activity of Compounds of Formula I (cont'd)

Example	Compound	Farnesyl Protein Transferase Inhibition		Inhibition of Ras Farnesylation (Minimum Effective Dose, μM)	
		Hepes IC ₅₀ (μM)	Hepes/ 5 mM PO ₄ ⁻³ IC ₅₀ (μM)	H-ras Me 12/+ Cells	H-ras- NIH3T3 Cells
31	(S)-N-[2-(1H-Imidazol-4-yl)-1-(2-morpholin-4-yl-ethylcarbamoyl)-ethyl]-3-naphthalen-1-yl-2-naphthalen-1-ylmethyl-propionamide	26	15		
32	(S)-N-[1-(2-Diethylamino-ethylcarbamoyl)-2-(1H-imidazol-4-yl)-ethyl]-3-naphthalen-1-yl-2-naphthalen-1-ylmethyl-propionamide	19	14		
5	(S)-N-[2-(1H-Imidazol-4-yl)-1-methylcarbamoyl-ethyl]-3-naphthalen-1-yl-2-naphthalen-1-ylmethyl-propionamide	0.61	0.44	1.0	1.0

TABLE 1. Biological Activity of Compounds of Formula I (cont'd)

Example	Compound	Farnesyl Protein Transferase Inhibition		Inhibition of Ras Farnesylation (Minimum Effective Dose, μM)	
		Hepes IC ₅₀ (μM)	Hepes/ 5 mM PO ₄ ⁻³ IC ₅₀ (μM)	H-ras Me 12/+ Cells	H-ras- NIH3T3 Cells
34	(S)-N-[1-Ethylcarbamoyl-2-(1H- imidazol-4-yl)-ethyl]-3- naphthalen-1-yl-2-naphthalen-1- ylmethyl-propionamide	2.9	2.0		
35	(S)-N-[2-(1H-Imidazol-4-yl)-1-[2- (4-sulfamoyl-phenyl)- ethylcarbamoyl]-ethyl]-3- naphthalen-1-yl-2-naphthalen-1- ylmethyl-propionamide	15	14		
36	(S)-2-[3-(Decahydro-naphthalen-1- yl)-2-(decahydro-naphthalen-1- ylmethyl)-propionylamino]-3-(1H- imidazol-4-yl)-propionic acid, methyl ester	0.31	0.37		25.0

TABLE 1. Biological Activity of Compounds of Formula I (cont'd)

Example	Compound	Farnesyl Protein Transferase Inhibition		Inhibition of Ras Farnesylation (Minimum Effective Dose, μM)	
		Hepes IC ₅₀ (μM)	Hepes/ 5 mM PO ₄ ⁻³ IC ₅₀ (μM)	H-ras Me 12/+ Cells	H-ras- NIH3T3 Cells
37	(S)-3-(1H-Imidazol-4-yl)-2-[3-(5,6,7,8-tetrahydro-naphthalen-1-yl)-2-(5,6,7,8-tetrahydro-naphthalen-1-ylmethyl)-propionylamino]-propionic acid, methyl ester	0.42	0.18		10.0
38	(S)-N-[1-(2-Benzoyloxyethylcarbonyl)-2-(1H-imidazol-4-yl)-ethyl]-3-(5,6,7,8-tetrahydro-naphthalen-1-yl)-2-(5,6,7,8-tetrahydro-naphthalen-1-ylmethyl)-propionamide	0.78	0.85		
39	(S)-2-(3-Benzo[b]thiophen-3-yl)-2-benzo[b]thiophen-3-ylmethyl-propionylamino)-3-(1H-imidazol-4-yl)-propionic acid, methyl ester	1.2	0.97		

TABLE 1. Biological Activity of Compounds of Formula I (cont'd)

Example	Compound	Farnesyl Protein Transferase Inhibition		Inhibition of Ras Farnesylation (Minimum Effective Dose, μM)	
		Hepes IC ₅₀ (μM)	Hepes/ 5 mM PO ₄ ⁻³ IC ₅₀ (μM)	H-ras Me 12/+ Cells	H-ras- NIH3T3 Cells
40	(S)-3-(1H-Imidazol-4-yl)-2-(3-naphthalen-1-yl-2-naphthalen-1-ylmethyl-propionylamino)-thiopropionic acid, S-(2-acetylamino-ethyl)ester	2.6	3.2		
41	(S)-N-[1-(2-Cyano-ethylcarbamoyl)-2-(1H-imidazol-4-yl)-ethyl]-3-naphthalen-1-yl-2-naphthalen-1-ylmethyl-propionamide	0.97	0.71		5
42	(S)-3-(1H-Imidazol-4-yl)-2-(3-naphthalen-1-yl-2-naphthalen-1-ylmethyl-propionylamino)-propionic acid, 2-hydroxy-ethyl ester, trifluoroacetate salt	1.8	1.3		

TABLE 1. Biological Activity of Compounds of Formula I (cont'd)

Example	Compound	Farnesyl Protein Transferase Inhibition		Inhibition of Ras Farnesylation (Minimum Effective Dose, μM)	
		Hepes IC ₅₀ (μM)	Hepes/ 5 mM PO ₄ ⁻³ IC ₅₀ (μM)	H-ras Me 12/+ Cells	H-ras- NIH3T3 Cells
43	(S)-N-[1-Dimethylcarbamoyl-2-(1H-imidazol-4-yl)-ethyl]-3-naphthalen-1-yl-2-naphthalen-1-ylmethyl-propionamide	5.6	3.8		
44	(S)-3-(1H-Imidazol-4-yl)-2-(3-naphthalen-1-yl-2-naphthalen-1-ylmethyl-propionylamino)-propionic acid, but-3-ynyl ester, trifluoroacetate salt	0.23	0.21		
45	(S)-2-[3-(Decahydro-naphthalen-1-yl)-2-(decahydro-naphthalen-1-ylmethyl)-propionylamino]-3-(1H-imidazol-4-yl)-propionic acid, 2-cyano-ethyl ester	0.49	0.32		

TABLE 1. Biological Activity of Compounds of Formula I (cont'd)

Example	Compound	Farnesyl Protein Transferase Inhibition		Inhibition of Ras Farnesylation (Minimum Effective Dose, μM)	
		Hepes IC ₅₀ (μM)	Hepes/ 5 mM PO ₄ ⁻³ IC ₅₀ (μM)	H-ras Me 12/+ Cells	H-ras- NIH3T3 Cells
46	(S)-N-[2-(1H-Imidazol-4-yl)-1-propylcarbamoylethyl]-3-naphthalen-1-yl)-2-naphthalen-1-ylmethyl)-propionamide	4.9	5.6		
47	(S)-3-[1H-Imidazol-4-yl)-2-(3-naphthalen-1-yl)-2-naphthalen-1-ylmethyl)-propionylamino)-propionic acid, 2-imidazol-1-yl-ethyl ester	1.1	1.4		
48	(S)-3-(1H-Imidazol-4-yl)-2-(3-naphthalen-1-yl)-2-naphthalen-1-ylmethyl)-propionylamino)-propionic acid, but-3-enyl ester	1.2	1.3		

5

TABLE 1. Biological Activity of Compounds of Formula I (cont'd)

Example	Compound	Farnesyl Protein Transferase Inhibition		Inhibition of Ras Farnesylation (Minimum Effective Dose, μM)	
		Hepes IC ₅₀ (μM)	Hepes/ 5 mM PO ₄ ⁻³ IC ₅₀ (μM)	H-ras Me 12/+ Cells	H-ras- NIH3T3 Cells
49	(S)-3-(1H-Imidazol-4-yl)-2-[3-(5,6,7,8-tetrahydro-naphthalen-1-yl)-2-(5,6,7,8-tetrahydro-naphthalen-1-ylmethyl)-propionylamino]-propionic acid, 2-cyano-ethyl ester	0.29	0.37		
50	(S)-N-[2-(1H-Imidazol-4-yl)-1-phenethylcarbonyl-ethyl]-3-naphthalen-1-yl-2-naphthalen-1-ylmethyl)-propionamide	4.8	6.0		
51	(S)-3-(1H-Imidazol-4-yl)-2-[methyl-(3-naphthalen-1-yl-2-naphthalen-1-ylmethyl)-propionyl]-amino]-propionic acid, methyl ester, trifluoroacetate salt	2.0	2.2		5

TABLE 1. Biological Activity of Compounds of Formula I (cont'd)

Example	Compound	Farnesyl Protein Transferase Inhibition		Inhibition of Ras Farnesylation (Minimum Effective Dose, μM)	
		Hepes IC ₅₀ (μM)	Hepes/ 5 mM PO ₄ ⁻³ IC ₅₀ (μM)	H-ras Me 12/+ Cells	H-ras- NIH3T3 Cells
52	(S)-N-[1-Hydroxymethyl-2-(1H- imidazol-4-yl)-ethyl]-3- naphthalen-1-yl-2-naphthalen-1- ylmethyl-propionamide	3.0	3.4		25
53	(S)-3-(1H-Imidazol-4-yl)-2-(3- naphthalen-1-yl-2-naphthalen-1- ylmethyl-propionylamino)-propionic acid, phenethyl ester	0.07	0.06		25
54	(S)-3-(1H-Imidazol-4-yl)-2-(3- naphthalen-1-yl-2-naphthalen-1- ylmethyl-propionylamino)-propionic acid, 3-cyano-propyl ester	0.44	0.37		

TABLE 1. Biological Activity of Compounds of Formula I (cont'd)

Example	Compound	Farnesyl Protein Transferase Inhibition		Inhibition of Ras Farnesylation (Minimum Effective Dose, μM)	
		Hepes IC ₅₀ (μM)	Hepes/ 5 mM PO ₄ ⁻³ IC ₅₀ (μM)	H-ras Me 12/+ Cells	H-ras- NIH3T3 Cells
55	(S)-3-(1H-Imidazol-4-yl)-2-(3-naphthalen-1-yl)-2-naphthalen-1-ylmethyl-propionylamino)-propionic acid, 3-methyl-but-2-enyl ester	5.3	4.3		
56	(S)-3-(1H-Imidazol-4-yl)-2-(3-naphthalen-1-yl)-2-naphthalen-1-ylmethyl-propionylamino)-propionic acid, methyl ester	0.37	0.36		
57	(S)-3-(1H-Imidazol-4-yl)-2-(3-naphthalen-1-yl)-2-naphthalen-1-ylmethyl-propionylamino)-propionic acid, methoxycarbonylmethyl ester	5.5	4.1		

5

TABLE 1. Biological Activity of Compounds of Formula I (cont'd)

Example	Compound	Farnesyl Protein Transferase Inhibition		Inhibition of Ras Farnesylation (Minimum Effective Dose, μM)	
		Hepes IC ₅₀ (μM)	Hepes/ 5 mM PO ₄ ⁻³ IC ₅₀ (μM)	H-ras Me 12/+ Cells	H-ras- NIH3T3 Cells
58	(S)-3-(1H-Imidazol-4-yl)-2-(3-naphthalen-1-yl)-2-naphthalen-1-ylmethyl-propionylamino)-propionic acid, cyanomethyl ester	0.40	0.51		
59	(S)-3-(1H-Imidazol-4-yl)-2-(3-naphthalen-1-yl)-2-naphthalen-1-ylmethyl-propionylamino)-propionic acid, 2-(2-hydroxy-ethyl-disulfanyl)-ethyl ester	1.3	1.0		
60	(S)-3-(3-Methoxymethyl-3H-imidazol-4-yl)-2-(3-naphthalen-1-yl)-2-naphthalen-1-ylmethyl-propionylamino)-propionic acid, methyl ester	0.93	1.0		

TABLE 1. Biological Activity of Compounds of Formula I (cont'd)

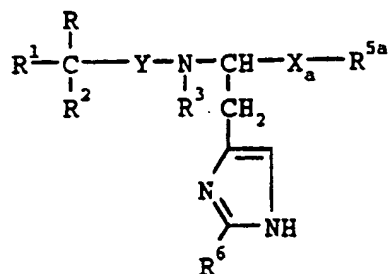
Example	Compound	Farnesyl Protein Transferase Inhibition		Inhibition of Ras Farnesylation (Minimum Effective Dose, μM)	
		Hepes IC ₅₀ (μM)	Hepes/ 5 mM PO ₄ ⁻³ IC ₅₀ (μM)	H-ras Me 12/+ Cells	H-ras- NIH3T3 Cells
61	(S)-3-(1H-Imidazol-4-yl)-2-(3-naphthalen-1-yl)-2-naphthalen-1-ylmethyl-propionylamino)-propionic acid, 1-cyano-ethyl ester	0.64	0.61		
62	(S)-3-(1H-Imidazol-4-yl)-2-(3-naphthalen-1-yl)-2-naphthalen-1-ylmethyl-propylamino)-propan-1-ol	0.55	0.50		
63	(S)-3-(1H-Imidazol-4-yl)-N-methyl-2-(3-naphthalen-1-yl)-2-naphthalen-1-ylmethyl-propylamino)-propionamide	0.20	0.24		

TABLE 1. Biological Activity of Compounds of Formula I (cont'd)

Example	Compound	Farnesyl Protein Transferase Inhibition		Inhibition of Ras Farnesylation (Minimum Effective Dose, μM)	
		Hepes IC ₅₀ (μM)	Hepes/ 5 mM PO ₄ ⁻³ IC ₅₀ (μM)	H-ras Me 12/+ Cells	H-ras- NIH3T3 Cells
64	(S)-N-[1-Methylcarbamoyl-2-(3-methyl-3H-imidazol-4-yl)-ethyl]-3-naphthalen-1-yl-2-naphthalen-1-ylmethyl-propionamide	0.61	0.46		
65	(S)-2-(2-Benzyl-3-naphthalen-1-yl-propionylamino)-3-(1H-imidazol-4-yl)-propionic acid, methyl ester	1.6	2.9		25

-83-

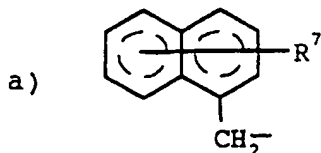
A compound of Formula Ia



5

Ia

10 wherein R is hydrogen or alkyl; R¹ and R² may be the same or different and are selected from the group consisting of:



wherein the bicyclic ring may be aromatic, or partially or completely saturated, and R⁷ may be 1 to 3 substituents selected from the group consisting of:

20

hydrogen,

alkyl,

alkenyl,

alkoxy,

thioalkoxy,

25

hydroxy,

mercapto,

halogen,

nitro,

30

-N-(CH₂)_n-R⁸ wherein R⁸ and R⁹ may be the same or
 $\begin{array}{l} | \\ \text{R}^9 \end{array}$ different and are selected from the group

consisting of:

hydrogen,

alkyl, or R⁸ and R⁹ are taken together with N

35

to form a 5- or 6-membered ring

optionally containing a heteroatom

selected from the group consisting of:

-84-

S, O, and N-R¹⁰ wherein R¹⁰ is hydrogen or alkyl, and

n is zero or an integer of one to four,

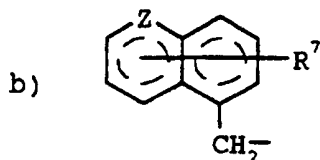
5
$$\begin{array}{c} -N-(CH_2)_n-N-R^8 \\ | \qquad \qquad | \\ R^{9a} \qquad \qquad R^9 \end{array}$$
 wherein R^{9a} is hydrogen or alkyl

and R⁸, R⁹, and n are as defined above, and

10
$$\begin{array}{c} O \\ | \\ -NH-C-R^{11} \end{array}$$
 wherein R¹¹ is selected from the group consisting of:

hydrogen,
alkyl, and
aryl,

15



20 wherein the bicyclic ring may be aromatic, or partially or completely saturated, and Z is selected from the group consisting of:

NR¹² wherein R¹² is hydrogen, alkyl, or
25
$$\begin{array}{c} -alkyl-N-(CH_2)_n-R^8 \\ | \\ R^9 \end{array}$$
 wherein R⁸, R⁹, and n are

as defined above, or R¹² is absent,

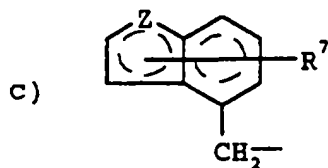
O,

S,

30 SO, and

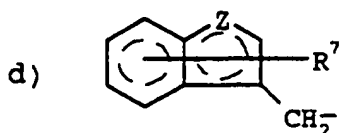
SO₂, and

Z may be at other positions in the bicyclic ring system provided that when the bicyclic ring is aromatic, Z is not at the point of attachment of the
35 CH₂ unit and R¹² is absent, and R⁷ is as defined above,



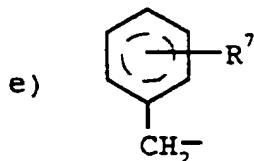
5

wherein the bicyclic ring may be aromatic, or partially or completely saturated, and Z and R⁷ are as defined above and R¹² may be present,



10

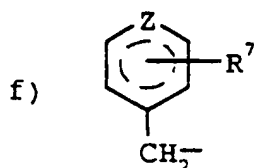
wherein the bicyclic ring may be aromatic, or partially or completely saturated, and Z and R⁷ are as defined above, and R¹² may be present,



20

wherein the monocyclic may be aromatic, or partially or completely saturated, and R⁷ is as defined above with the proviso that R¹ and R² are not both a monocyclic ring, and

25



30

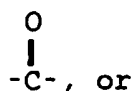
wherein the monocyclic ring may be aromatic, or partially or completely saturated, and R⁷ and Z are as defined above with the proviso that R¹ and R² are not both a monocyclic ring;
 R³ is hydrogen or alkyl;
 X_a is

35

-86-

Y is $-\text{CH}_2-$,

5



10

 R^{5a} is selected from the group consisting of:

$-\text{OR}^{14a}$ wherein R^{14a} is selected from the group consisting of:

- 15 alkyl,
 alkenyl,
 alkynyl,
 cycloalkyl,
 cycloalkylalkyl,
 haloalkyl,
20 hydroxyalkyl,
 mercaptoalkyl,
 cyanoalkyl,
 nitroalkyl,
 alkoxyalkyl,
25 arylalkyl,
 heteroarylalkyl,
 benzyloxyalkyl,
 thioalkoxyalkyl,
 acetamidoalkyl,
30 $\text{HOCH}_2\text{CH}_2-\text{S}-\text{S}-\text{CH}_2\text{CH}_2-$,
 $\text{R}^{15}-\text{N}-\text{alkyl}$, wherein R^{15} and R^{16} may be the
 $\begin{array}{c} | \\ \text{R}^{16} \end{array}$ same or different and are selected
 from the group consisting of:
35 hydrogen,
 alkyl or R^{15} and R^{16} are taken together
 with N to form a 5- or 6-membered
 ring optionally containing a
 heteroatom selected from the group

-87-

consisting of: S, O, and N-R¹⁰
 wherein R¹⁰ is as defined above,

HO₂C-alkyl,
 alkyl-O₂C-alkyl, and

5

$$\begin{array}{c} \text{O} \\ | \\ \text{R}^{15}-\text{N}-\text{C}-\text{alkyl} \\ | \\ \text{R}^{16} \end{array}$$

wherein R¹⁵ and R¹⁶ are as
 defined above,

10

-S-R^{14a} wherein R^{14a} is as defined above;

-N-R¹⁷ wherein R¹⁷ and R¹⁸ may be the same or different

$\begin{array}{c} | \\ \text{R}^{18} \end{array}$ and are selected from the group consisting of:

15

hydrogen,

alkyl,

alkenyl,

alkynyl,

cyanoalkyl,

hydroxyalkyl,

20

alkoxyalkyl,

arylalkyl,

heteroarylalkyl,

benzyloxyalkyl,

cycloalkyl,

25

cycloalkylalkyl,

haloalkyl,

mercaptoalkyl,

nitroalkyl,

thioalkoxyalkyl,

30

acetamidoalkyl,

R¹⁵-N-alkyl, wherein R¹⁵ and R¹⁶ may be the

$$\begin{array}{c} | \\ \text{R}^{16} \end{array}$$

35

same or different and are selected from the
 group consisting of:

hydrogen,

alkyl or R¹⁵ and R¹⁶ are taken together
 with N to form a 5- or 6-membered ring
 optionally containing a heteroatom

-88-

selected from the group consisting of:
S, O, and N-R¹⁰ wherein R¹⁰ is as
defined above,

or R¹⁷ and R¹⁸ are taken together with N to form a
5 5- or 6-membered ring optionally containing a
heteroatom selected from the group consisting
of: S, O, and N-R¹⁰ wherein R¹⁰ is as
defined above,

-NH-OR¹⁰ wherein R¹⁰ is as defined above,

10 alkyl,

alkenyl, and

arylalkyl; and

R⁶ is hydrogen,

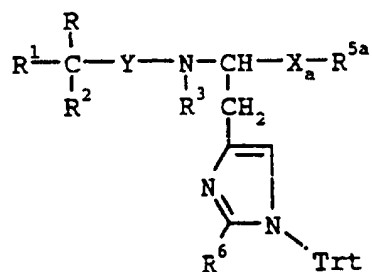
-SR where R is as defined above,

15 -OR where R is as defined above, or

-N-R wherein R and R^a may be the same or different

$\begin{array}{c} | \\ R^a \end{array}$ and are as defined above for R; and

20 corresponding isomers thereof; or a pharmaceutically
acceptable salt thereof may be prepared by reacting a
compound of Formula II



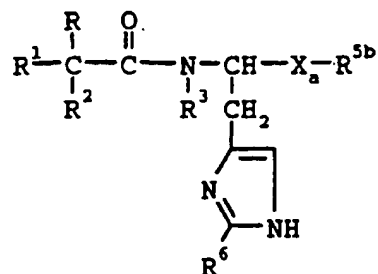
II

25
30
35
wherein Trt is (C₆H₅)₃-C- and R, R¹, R², R³, X_a, Y, R^{5a}
and R⁶ are as defined above with an acid such as, for
example, 80% to 85% acetic acid and the like at about
90°C for about 0.5 hours to afford a compound of
Formula Ia. Preferably, the reaction is carried out
with 80% to 85% acetic acid at about 90°C for about
0.5 hours.

-89-

A compound of Formula Ib

5

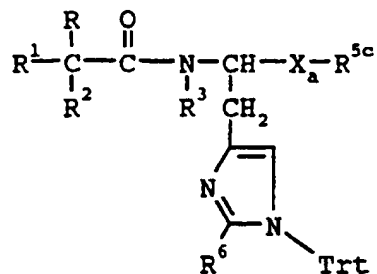


Ib

10

wherein R^{5b} is OH and R, R¹, R², R³, X_a, and R⁶ as defined above may be prepared by reacting a compound of Formula Ic

15



Ic

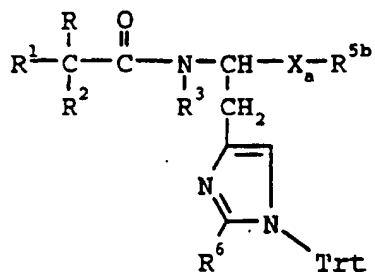
20

wherein R^{5c} is OCH₃ or SCH₃ and R, R¹, R², R³, X_a, R⁶ and Trt are as defined above with a base such as, for example, 1N sodium hydroxide and the like in a solvent such as, for example, methanol, dioxane, and the like at about room temperature for about 2 hours to afford a

25

compound of Formula Ic-1.

30



Ic-1

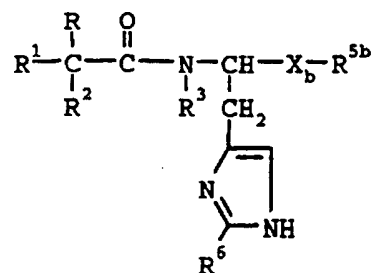
35

wherein R, R¹, R², R³, X_a, R^{5b}, R⁶, and Trt are as defined above. Preferably, the reaction is carried out with 1N sodium hydroxide in methanol at about room temperature for about 2 hours. A compound of

-90-

Formula Ic-1 is converted to a compound of Formula Ib using methodology used to prepare a compound of Formula Ia from a compound of Formula II to afford a compound of Formula Ib.

5 A compound of Formula Id



Id

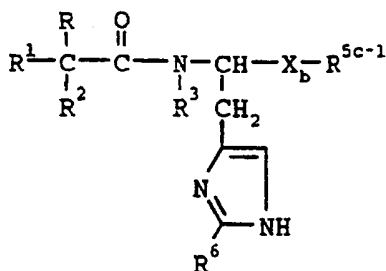
10

wherein X_b is $-\text{CH}_2-$ and R , R^1 , R^2 , R^3 , R^{5b} , and R^6 are as defined above may be prepared by reacting a compound of Formula Ia with a metal hydride such as, for example, lithium borohydride and the like in a solvent such as, for example, tetrahydrofuran and the like at about 0°C to about room temperature to afford a compound of Formula Id. Preferably, the reaction is carried out with lithium borohydride in tetrahydrofuran at about 25°C .

15

20

A compound of Formula Ie



Ie

25

30

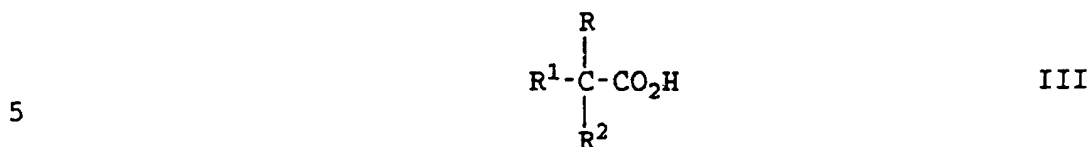
wherein R^{5c-1} is OR^{14a} wherein R^{14a} is selected from the group consisting of:

- alkyl,
- alkenyl,
- alkynyl,
- 35 cycloalkyl,
- cycloalkylalkyl.

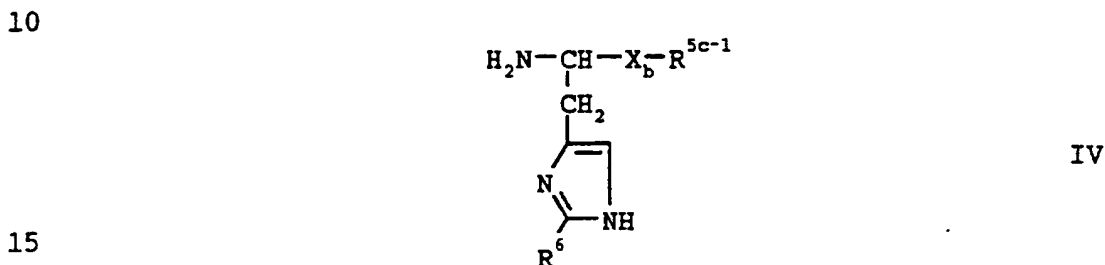
-91-

haloalkyl,
 hydroxyalkyl,
 mercaptoalkyl,
 cyanoalkyl,
 5 nitroalkyl,
 alkoxyalkyl,
 arylalkyl,
 heteroarylalkyl,
 benzyloxyalkyl,
 10 thioalkoxyalkyl,
 acetamidoalkyl,
 HOCH₂CH₂-S-S-CH₂CH₂-,
 R¹⁵-N-alkyl, wherein R¹⁵ and R¹⁶ may be the same or
 15 $\begin{array}{c} | \\ R^{16} \end{array}$ different and are selected from the
 group consisting of:
 hydrogen,
 alkyl or R¹⁵ and R¹⁶ are taken
 together with N to form a 5- or
 20 6-membered ring optionally
 containing a heteroatom selected
 from the group consisting of: S,
 O, and N-R¹⁰ wherein R¹⁰ is as
 defined above,
 25 HO₂C-alkyl,
 alkyl-O₂C-alkyl, and
 $\begin{array}{c} O \\ | \\ R^{15}-N-C-alkyl \end{array}$ wherein R¹⁵ and R¹⁶ are as defined
 30 $\begin{array}{c} | \\ R^{16} \end{array}$ above;
 and R, R¹, R², R³, X_b, and R⁶ are as defined above may
 be prepared by reacting a compound of Formula III

-92-

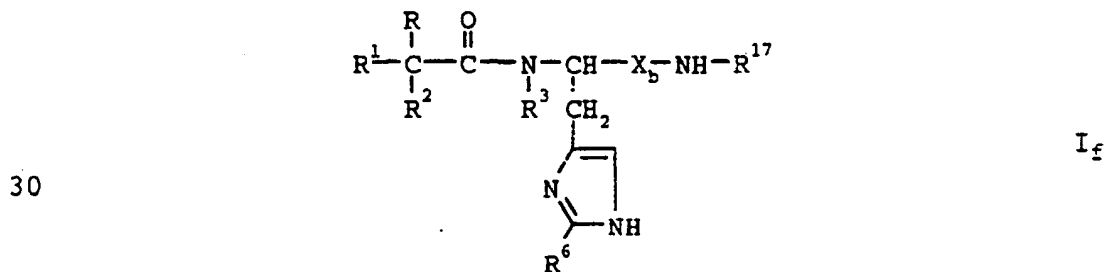


wherein R, R¹, and R² are as defined above with a compound of Formula IV



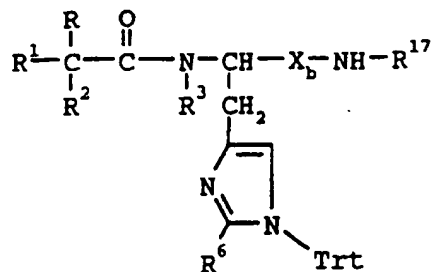
wherein X_b, R^{5c-1}, and R⁶ are as defined above in the presence of a coupling reagent such as, for example, N,N-dicyclohexylcarbodiimide (DCC) and 1-hydroxybenzotriazole (HOBT) and the like in a solvent such as, for example, tetrahydrofuran (THF) at about room temperature for about 12 hours to afford a compound of Formula I_e. Preferably, the reaction is carried out with DCC and HOBT in THF at about room temperature.

25 A compound of Formula I_f



35 wherein R¹⁷ is $\begin{array}{c} \text{O} \\ | \\ -\text{CR} \end{array}$ or $\begin{array}{c} \text{O} \\ | \\ -\text{C}-\text{NH}-\text{R} \end{array}$, R, R¹, R², R³, X_b, and R⁶ are as defined above may be prepared from a compound of Formula V

5

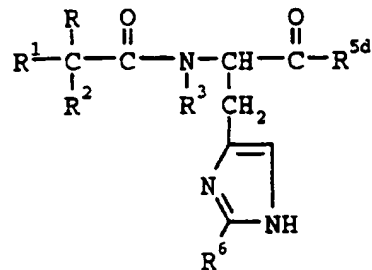


V

wherein R, R¹, R², R³, X_b, R⁶, R¹⁷, and Trt are as defined above using methodology used to prepare a compound of Formula Ia from a compound of Formula II to afford a compound of Formula I_f.

A compound of Formula I_g

15



I_g

20

wherein R^{5d} is

alkyl,

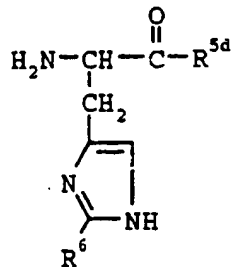
alkenyl, and

arylalkyl, and

25

R, R¹, R², R³, and R⁶ are as defined above may be prepared by reacting a compound of Formula III with a compound of Formula VI

30



VI

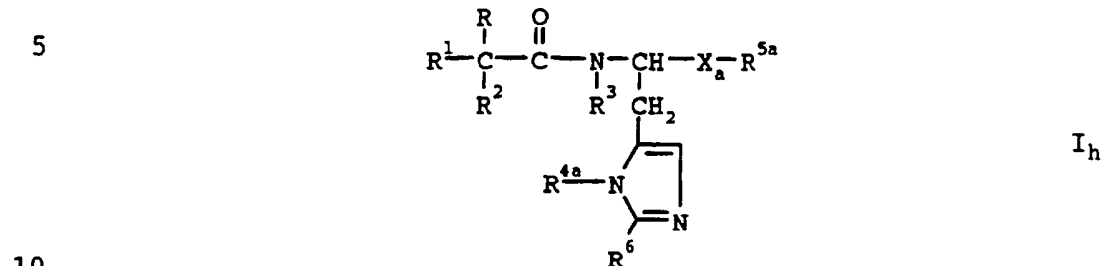
35

wherein R^{5d} and R⁶ are as defined above using methodology used to prepare a compound of Formula Ie

-94-

from a compound of Formula III and a compound of Formula IV to afford a compound of Formula I_g.

A compound of Formula I_h



wherein R^{4a} is selected from the group consisting of:

alkyl,

alkenyl,

alkynyl,

15

benzyl,

alkyl chain wherein the alkyl chain may be

interrupted by a heteroatom selected from the group consisting of: S, O, and N-R¹⁰ wherein R¹⁰ is hydrogen or alkyl,

20

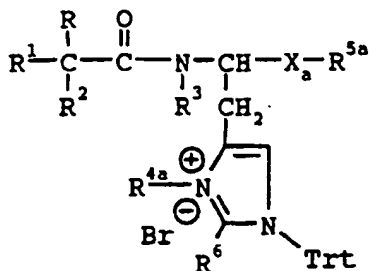
$$\begin{array}{c}
 \text{O} \\
 | \\
 -(\text{CH}_2)_p - \text{C} - \text{O} - \text{R}^{13}
 \end{array}$$
 wherein p is an integer of one to four, and R¹³ is alkyl or benzyl, and

25

$$\begin{array}{c}
 \text{O} \\
 | \\
 -(\text{CH}_2)_p - \text{C} - \text{R}^{13}
 \end{array}$$
 wherein p and R¹³ are as defined above, and

R, R¹, R², R³, X_a, R^{5a}, and R⁶ are as defined above may be prepared from a compound of Formula VII

-95-



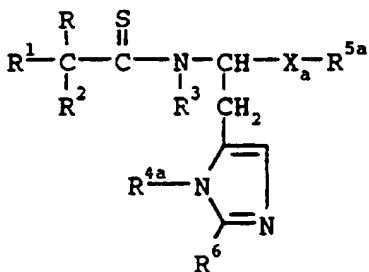
VII

5

wherein R, R¹, R², R³, R^{4a}, R^{5a}, R⁶, X_a, and Trt are as defined above in the presence of 80% acetic acid to afford a compound of Formula I_h.

10

A compound of Formula I_i

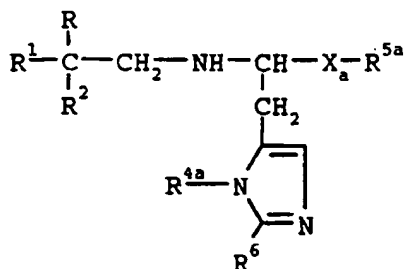
I_i

15

wherein R, R¹, R², R³, R^{4a}, R^{5a}, R⁶, and X_a are as defined above may be prepared from a compound of Formula I_h in the presence of Lawesson's Reagent (2,4-bis(4-methoxyphenyl)-1,3-dithia-2,4-diphosphetane-2,4-disulfide) and pyridine to afford a compound of Formula I_i

25

A compound of Formula I_j

I_j

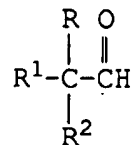
30

wherein R, R¹, R², R^{4a}, R^{5a}, R⁶, and X_a are as defined above by reacting a compound of Formula VIII

35

-96-

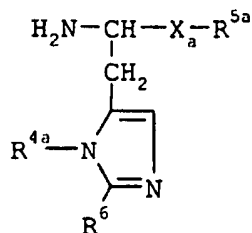
5



VIII

wherein R, R¹, and R² are as defined above with a compound of Formula IX

10



IX

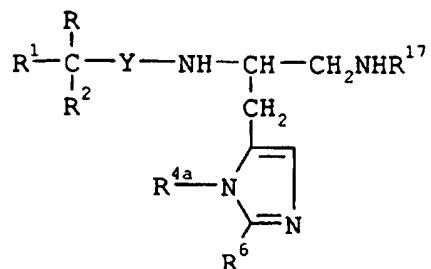
15

wherein R^{4a}, R^{5a}, R⁶, and X_a are as defined above in the presence of a metal hydride such as, for example, sodium cyanoborohydride and the like in the presence of molecular sieves to afford a compound of Formula I_j.

20

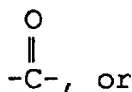
A compound of Formula I_k

25

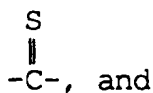
I_k

wherein Y is -CH₂-,

30

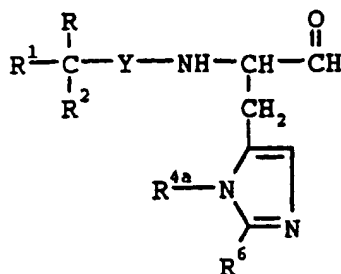


35



R, R¹, R², R^{4a}, R⁶, and R¹⁷ are as defined above may be prepared from a compound of Formula X.

- 97 -

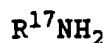


X

5

wherein R, R¹, R², R^{4a}, R⁶, and Y are as defined above
and a compound of Formula XI

10

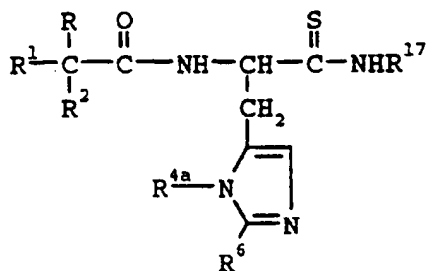


XI

wherein R¹⁷ is as defined above using the methodology
used to prepare a compound of Formula I_j from a
compound of Formula VIII and a compound of Formula IX
to afford a compound of Formula I_k.

15

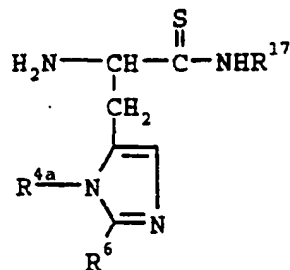
A compound of Formula I₁

I₁

20

25

wherein R, R¹, R², R^{4a}, R⁶, and R¹⁷ are as defined above
may be prepared from a compound of Formula III and a
compound of Formula XII



XII

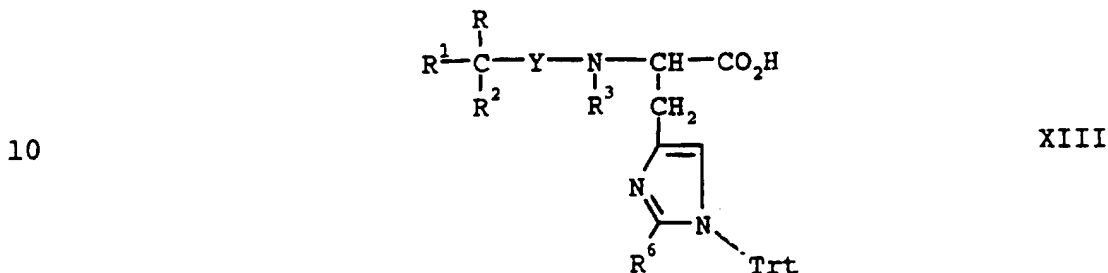
30

35

-98-

wherein R^{4a}, R⁶, and R¹⁷ are as defined above using methodology used to prepare a compound of Formula I_e from a compound of Formula III and a compound of Formula IV to afford a compound of Formula I₁.

5 A compound of Formula II may be prepared from a compound of Formula XIII

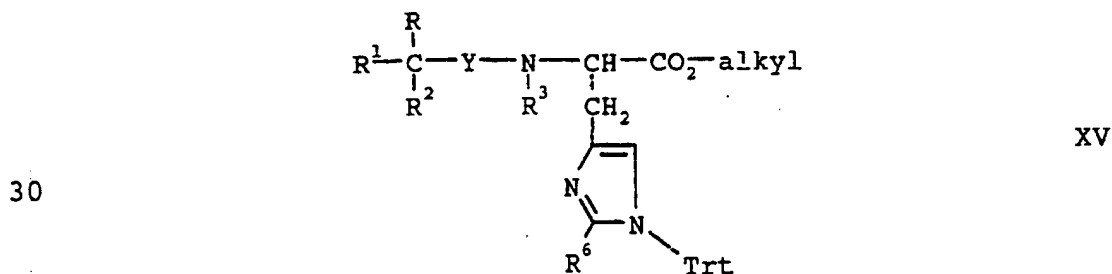


15 wherein R, R¹, R², R³, R⁶, Y, and Trt are as defined above and a compound of Formula XIV



20 wherein R^{5a} is as defined above using standard methodology such as the methodology used to prepare a compound of Formula I_e from a compound of Formula III and a compound of Formula IV to afford a compound of Formula II.

25 A compound of Formula XIII may be prepared from a compound of Formula XV

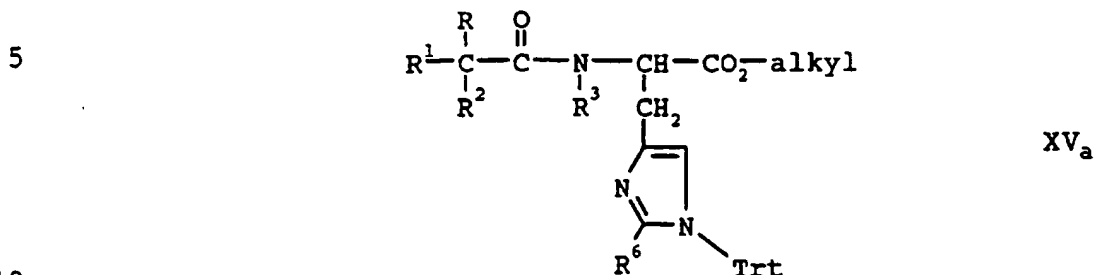


35 wherein R, R¹, R², R³, R⁶, Y, and Trt are as defined above in the presence of a dilute base such as, for example, dilute aqueous sodium hydroxide and the like

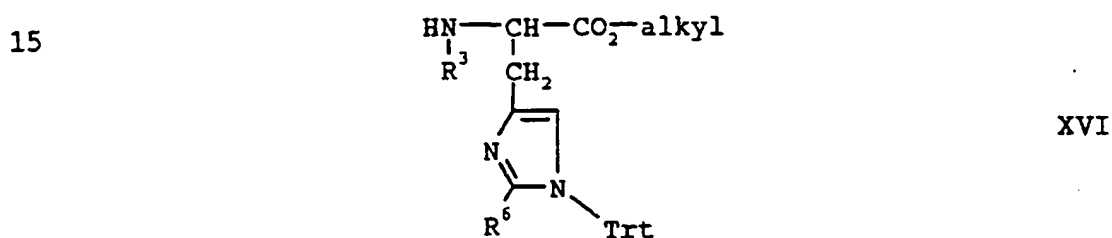
-99-

at room temperature to afford a compound of Formula XIII.

A compound of Formula XV_a

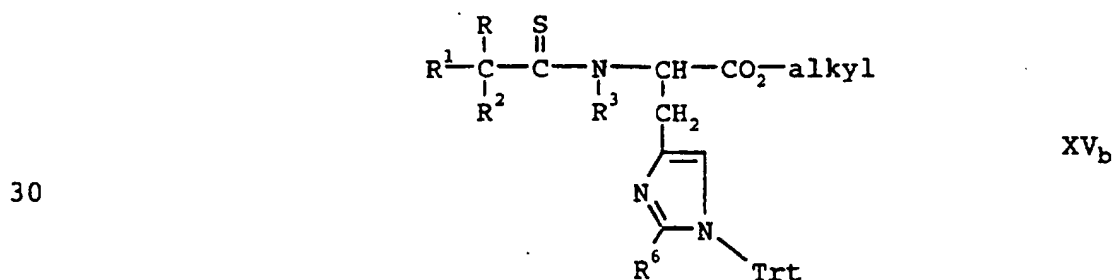


10 wherein R, R¹, R², R³, R⁶, and Trt are as defined above may be prepared by reacting a compound of Formula III and a compound of Formula XVI



20 wherein R³, R⁶, and Trt are as defined above using methodology used to prepare a compound of Formula I_e from a compound of Formula III and a compound of Formula IV to afford a compound of Formula XV_a.

25 A compound of Formula XV_b

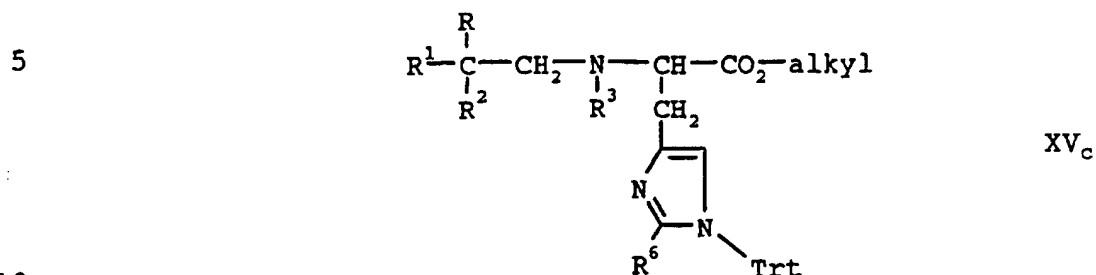


35 wherein R, R¹, R², R³, R⁶, and Trt are as defined above may be prepared from a compound of Formula XV_a using the methodology used to prepare compound of Formula I_i

-100-

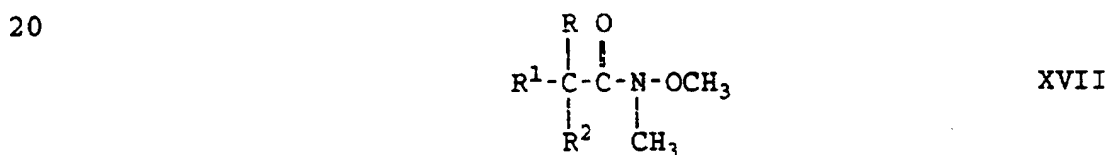
from a compound of Formula I_h to afford a compound of Formula XV_b.

A compound of Formula XV_c



wherein R, R¹, R², R³, R⁶, and Trt are as defined above may be prepared from a compound of Formula VIII and a compound of Formula XVI using the methodology used to prepare a compound of Formula I_j from a compound of Formula VIII and a compound of Formula IX to afford a compound of Formula XV_c.

15 A compound of Formula VIII may be prepared from a compound of Formula XVII

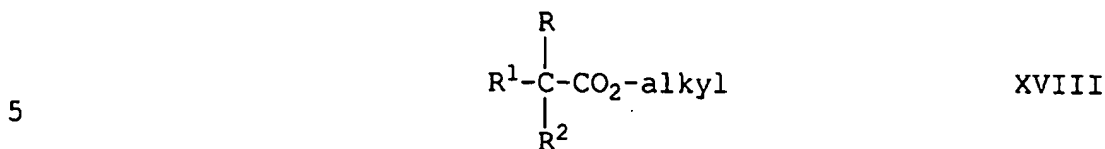


wherein R, R¹, and R² are as defined above by treatment with a metal hydride such as, for example, lithium aluminum hydride and the like at about 0°C to afford a compound of Formula VIII.

30 A compound of Formula XVII may be prepared from a compound of Formula III and N,O-dimethyl-hydroxylamine in the presence of methyl chloroformate to afford a compound of Formula XVII.

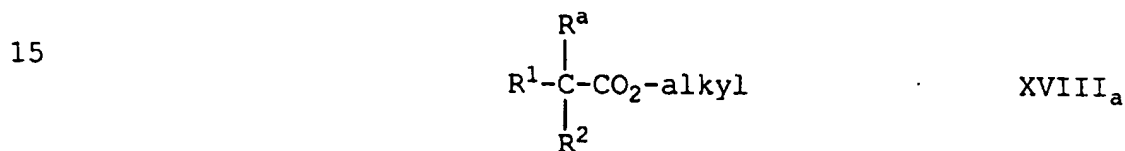
35 A compound of Formula III may be prepared from a compound of Formula XVIII

-101-

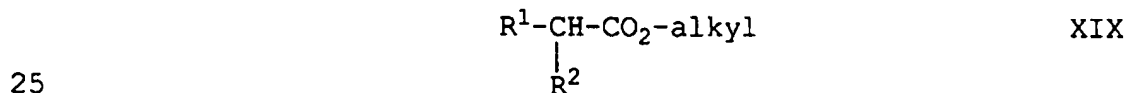


10 wherein R, R¹, and R² are as defined above using methodology used to prepare a compound of Formula XIII from a compound of Formula XV to afford a compound of Formula III.

A compound of XVIII_a



20 wherein R^a is alkyl and R¹ and R² are as defined above may be prepared by reacting a compound of Formula XIX



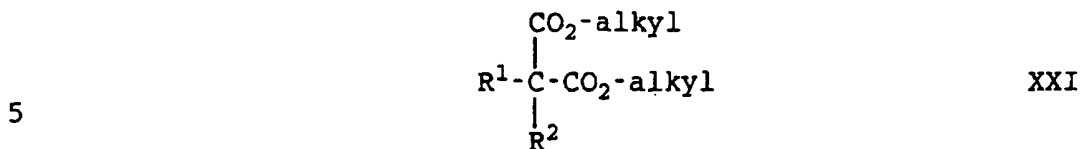
wherein R¹ and R² are as defined above with a compound of Formula XX



wherein R^a is as defined above in the presence of a base such as, for example, sodium hydride and the like to afford a compound of Formula XVIII_a.

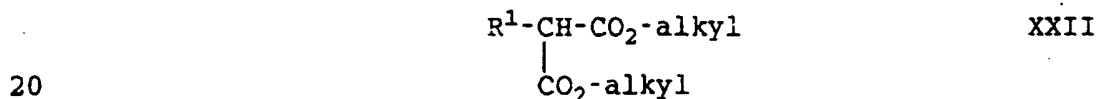
35 A compound of Formula XIX may be prepared from a compound of Formula XXI

-102-



10 wherein R¹ and R² are as defined above in the presence of about one equivalent of a base such as, for example, sodium hydroxide and the like and a solvent such as, for example, dioxane and the like, and after acidification with an acid such as, for example, hydrochloric acid and the like heating to effect decarboxylation to afford a compound of Formula XIX.

15 A compound of Formula XXI may be prepared from a compound of Formula XXII



wherein R₁ is as defined above by reaction with a compound of Formula XXIII



30 wherein R² is as defined above using methodology used to prepare a compound of Formula XVIII_a from a compound of Formula XIX and a compound of Formula XX to afford a compound of Formula XXI.

A compound of Formula XXII may be prepared from a dialkylmalonate in the presence of a compound of Formula XXIV




wherein R¹ is as defined above using methodology used to prepare a compound of Formula XVIII_a from a compound

-103-

of Formula XIX and a compound of Formula XX to afford a compound of Formula XXII.

A compound of Formula XXIV may be prepared from a compound of Formula XXV

5



wherein R^1 is as defined above by treatment with PBr_3 to afford a compound of Formula XXIV.

10

A compound of Formula XXV may be prepared from a compound of Formula XXVI

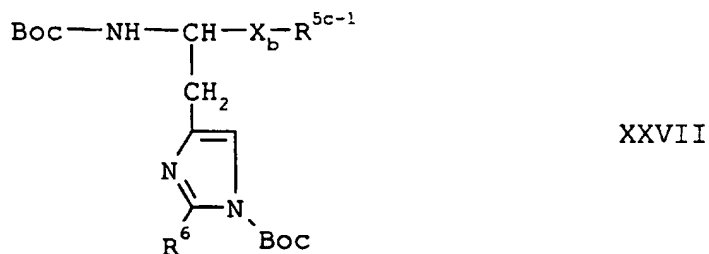


15

wherein R^{1a} is R^1 in which the CH_2 group is absent by treatment with a metal hydride such as, for example, lithium aluminum hydride and the like at room temperature to afford a compound of Formula XXV.

20

A compound of Formula IV may be prepared from a compound of Formula XXVII



25

wherein Boc is tertiary butoxycarbonyl, and R^{5c-1} , R^6 , and X_b are as defined above by treatment with an acid such as, for example, trifluoroacetic acid and the like in the presence of a solvent such as, for example, dichloromethane and the like to afford a compound of Formula IV.

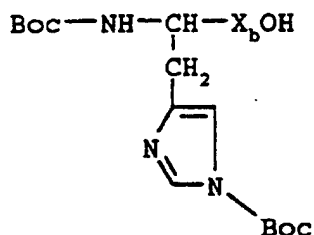
30

A compound of Formula XXVII may be prepared from a compound of Formula XXVIII

35

-104-

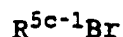
5



XXVIII

wherein Boc and X_b are as defined above by reaction with a compound of Formula XXIX

10



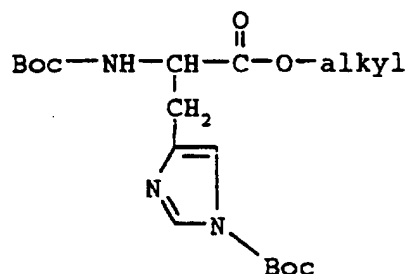
XXIX

wherein R^{5c-1} is as defined above in the presence of a base such as, for example, sodium hydride and the like to afford a compound of Formula XXVII.

15

A compound of Formula XXVIII may be prepared from a compound of Formula XXX

20



XXX

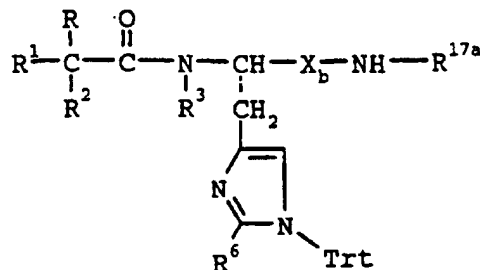
25

wherein Boc is as defined above by treatment with a metal hydride reagent such as, for example, lithium aluminum hydride and the like in a solvent such as, for example, tetrahydrofuran and the like to afford a compound of Formula XXVIII.

30

A compound of Formula V_a

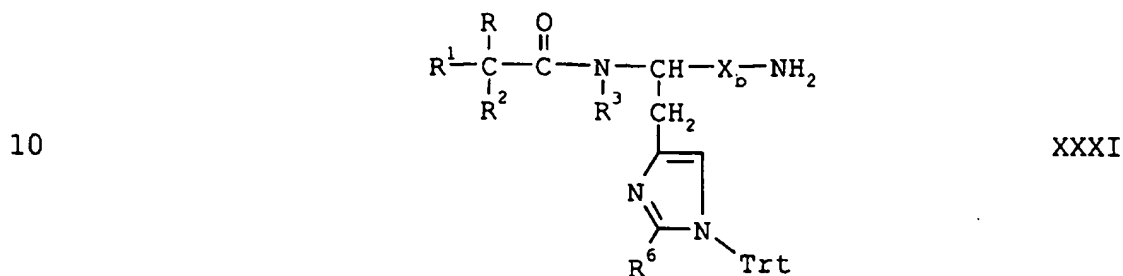
35



Va

-105-

wherein R^{17a} is $\begin{array}{c} \text{O} \\ \parallel \\ -\text{C}-\text{R} \end{array}$ and R, R^1 , R^2 , R^3 , R^6 , X_b , and Trt
 5 are as defined above may be prepared from a compound of
 Formula XXXI

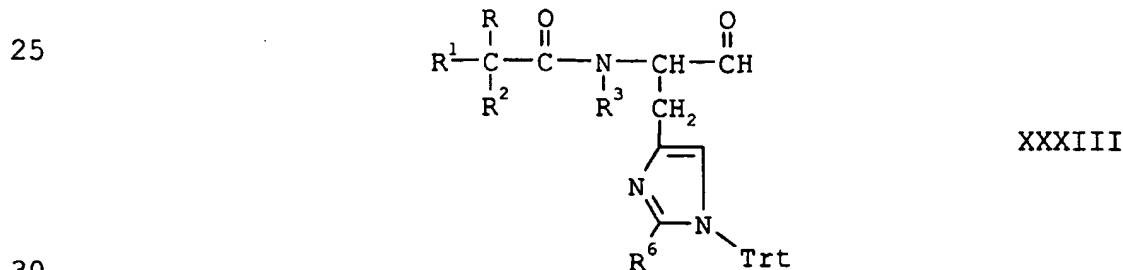


15 wherein R, R^1 , R^2 , R^3 , R^6 , X_b , and Trt are as defined
 above by reaction with a compound of Formula XXXII



20 wherein R^{17a} is as defined above in the presence of a
 base such as, for example, triethylamine and the like
 to afford a compound of Formula V_a .

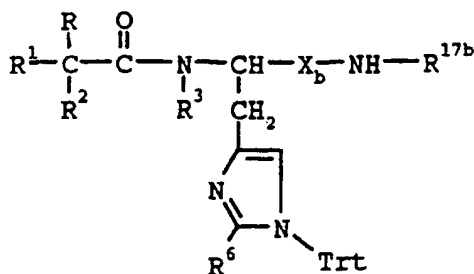
A compound of Formula XXXI may be prepared from a
 compound of Formula XXXIII



35 wherein R, R^1 , R^2 , R^3 , R^6 , and Trt are as defined above
 by treatment with ammonia in the presence of a metal
 hydride such as, for example, sodium cyanoborohydride
 and the like and a solvent such as, for example,
 2-propanol and the like to afford a compound of
 Formula XXXI.

A compound of Formula V_b

-106-

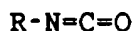


Vb

5

10 wherein R^{17b} is $\begin{array}{c} \text{O} \\ | \\ -\text{C}-\text{NH}-\text{R} \end{array}$ and R, R¹, R², R³, R⁶, X_b, and Trt are as defined above may be prepared from a compound of Formula XXXI by treatment with a compound of Formula XXXIV

15



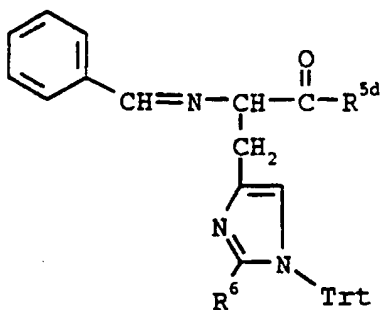
XXXIV

wherein R is as defined above in the presence of a base such as, for example, triethylamine and the like to afford a compound of Formula V_b.

20

A compound of Formula VI may be prepared from a compound of Formula XXXV

25



XXXV

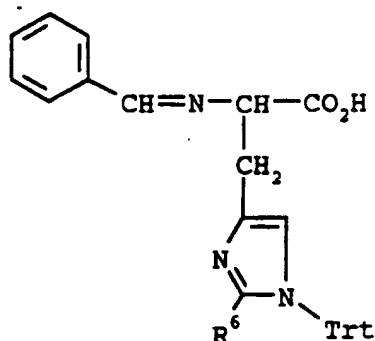
30

wherein R^{5d}, R⁶, and Trt are as defined above by treatment with 80% acetic acid at about 90°C for about 0.5 hour to afford a compound of Formula VI.

35

A compound of Formula XXXV may be prepared from a compound of Formula XXXVI

-107-



XXXVI

5

wherein R^6 and Trt are as defined above by treatment
with about 2 mol of a compound of Formula XXXVII

10

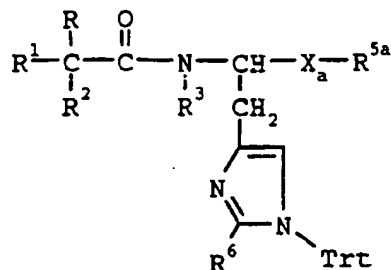


XXXVII

wherein R^{5d} is as defined above in the presence of a
solvent such as, for example, tetrahydrofuran and the
like to afford a compound of Formula XXXV.

15

A compound of Formula VII may be prepared from a
compound of Formula XXXVIII



XXXVIII

20

25

wherein R, R^1 , R^2 , R^3 , R^{5a} , R^6 , X_a , and Trt are as
defined above by treatment with a compound of
Formula XXXIX

30



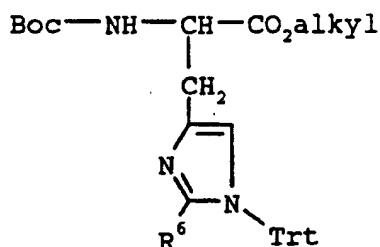
XXXIX

wherein R^{4a} is as defined above in the presence of a
solvent such as, for example, dichloromethane and the
like to afford a compound of Formula VII.

35

A compound of Formula IX may be prepared from a
compound of Formula XL

-108-



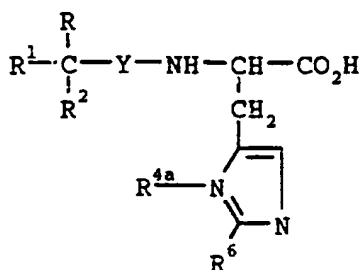
XL

5

wherein R^6 , Boc, and Trt are as defined above by
 treatment with a compound of Formula XXXIX followed by
 removal of the Trt group with 80% acetic acid at about
 90°C for about 0.5 hour and subsequent removal of the
 Boc group with an acid such as, for example, hydrogen
 chloride gas and the like in a solvent such as, for
 example, dichloromethane and the like to afford a
 compound of Formula IX.

15

A compound of Formula X may be prepared from a
 compound of Formula XLI



XLI

20

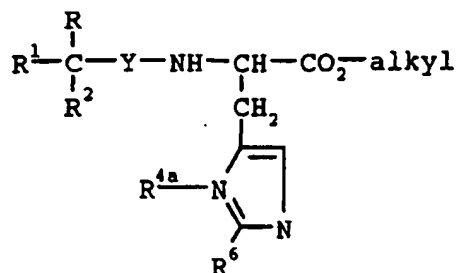
wherein R, R^1 , R^2 , R^{4a} , R^6 , and Y are as defined above
 by treatment with methyl chloroformate, N,O-dimethyl-
 hydroxylamine, and piperidine followed by treatment
 with lithium aluminum hydride in tetrahydrofuran to
 afford a compound of Formula X.

25

A compound of Formula XLI may be prepared from a
 compound of Formula XLII

30

-109-



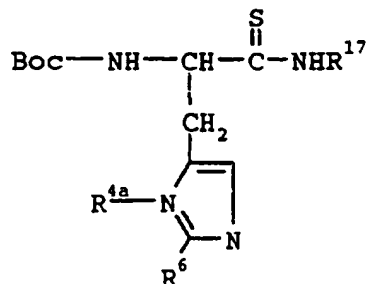
XLII

5

wherein R, R¹, R², R^{4a}, R⁶, and Y are as defined above by treatment with a dilute base such as, for example, dilute sodium hydroxide and the like to afford a compound of Formula XLI.

10

A compound of Formula XII may be prepared from a compound of Formula XLIII



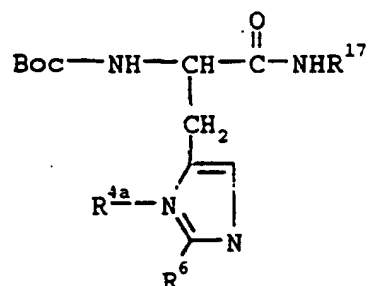
XLIII

15

wherein Boc, R^{4a}, R⁶, and R¹⁷ are as defined above by treatment with an acid such as, for example, hydrogen chloride gas and the like in a solvent such as, for example, dichloromethane and the like to afford a compound of Formula XII.

20

A compound of Formula XLIII may be prepared from a compound of Formula XLIV



XLIV

30

wherein Boc, R^{4a}, R⁶, and R¹⁷ are as defined above using the methodology used to prepare a compound of

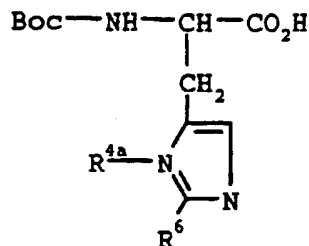
35

-110-

Formula I_i from a compound of Formula I_h to afford a compound of Formula XLIII.

A compound of Formula XLIV may be prepared by reacting a compound of Formula XLV

5



XLV

10

wherein Boc, R^{4a}, and R⁶ are as defined above with a compound of Formula XI in the presence of methyl chloroformate and a base such as, for example, triethylamine and the like to afford a compound of Formula XLIV.

15

A compound of Formula III wherein R¹ and R² are bicyclic rings, which are partially or completely saturated, may be prepared from the corresponding aromatic bicyclic compound using conventional reducing conditions known in the art.

20

Compounds of Formula VIII, XI, XIV, XXII, XXVI, XXIX, XXXII, XXXIV, XXXVII, and XXXIX are either known or capable of being prepared by methods known in the art.

25

The compounds of the present invention can be prepared and administered in a wide variety of oral and parenteral dosage forms. Thus, the compounds of the present invention can be administered by injection, that is, intravenously, intramuscularly, intracutaneously, subcutaneously, intraduodenally, or intraperitoneally. Also, the compounds of the present invention can be administered by inhalation, for example, intranasally. Additionally, the compounds of the present invention can be administered transdermally. It will be obvious to those skilled in

30

35

-111-

the art that the following dosage forms may comprise as the active component, either a compound of Formula I or a corresponding pharmaceutically acceptable salt of a compound of Formula I.

5 For preparing pharmaceutical compositions from the compounds of the present invention, pharmaceutically acceptable carriers can be either solid or liquid. Solid form preparations include powders, tablets, pills, capsules, cachets, suppositories, and
10 dispersible granules. A solid carrier can be one or more substances which may also act as diluents, flavoring agents, solubilizers, lubricants, suspending agents, binders, preservatives, tablet disintegrating agents, or an encapsulating material.

15 In powders, the carrier is a finely divided solid which is in a mixture with the finely divided active component.

In tablets, the active component is mixed with the carrier having the necessary binding properties in
20 suitable proportions and compacted in the shape and size desired.

The powders and tablets preferably contain from five or ten to about seventy percent of the active compound. Suitable carriers are magnesium carbonate, magnesium stearate, talc, sugar, lactose, pectin,
25 dextrin, starch, gelatin, tragacanth, methylcellulose, sodium carboxymethylcellulose, a low melting wax, cocoa butter, and the like. The term "preparation" is intended to include the formulation of the active compound with encapsulating material as a carrier
30 providing a capsule in which the active component, with or without other carriers, is surrounded by a carrier, which is thus in association with it. Similarly, cachets and lozenges are included. Tablets, powders,
35 capsules, pills, cachets, and lozenges can be used as solid dosage forms suitable for oral administration.

-112-

For preparing suppositories, a low melting wax, such as a mixture of fatty acid glycerides or cocoa butter, is first melted and the active component is dispersed homogeneously therein, as by stirring. The molten homogenous mixture is then poured into convenient sized molds, allowed to cool, and thereby to solidify.

Liquid form preparations include solutions, suspensions, and emulsions, for example, water or water propylene glycol solutions. For parenteral injection, liquid preparations can be formulated in solution in aqueous polyethylene glycol solution.

Aqueous solutions suitable for oral use can be prepared by dissolving the active component in water and adding suitable colorants, flavors, stabilizing, and thickening agents as desired.

Aqueous suspensions suitable for oral use can be made by dispersing the finely divided active component in water with viscous material, such as natural or synthetic gums, resins, methylcellulose, sodium carboxymethylcellulose, and other well-known suspending agents.

Also included are solid form preparations which are intended to be converted, shortly before use, to liquid form preparations for oral administration. Such liquid forms include solutions, suspensions, and emulsions. These preparations may contain, in addition to the active component, colorants, flavors, stabilizers, buffers, artificial and natural sweeteners, dispersants, thickeners, solubilizing agents, and the like.

The pharmaceutical preparation is preferably in unit dosage form. In such form, the preparation is subdivided into unit doses containing appropriate quantities of the active component. The unit dosage form can be a packaged preparation, the package

-113-

containing discrete quantities of preparation, such as
packeted tablets, capsules, and powders in vials or
ampoules. Also, the unit dosage form can be a capsule,
tablet, cachet, or lozenge itself, or it can be the
5 appropriate number of any of these in packaged form.

The quantity of active component in a unit dose
preparation may be varied or adjusted from 1 mg to
1000 mg, preferably 10 mg to 100 mg according to the
particular application and the potency of the active
10 component. The composition can, if desired, also
contain other compatible therapeutic agents.

In therapeutic use as anticancer agents and as
agents to treat restenosis and psoriasis, and as
antiviral agents, the compounds utilized in the
15 pharmaceutical method of this invention are
administered at the initial dosage of about 1 mg to
about 50 mg per kilogram daily. A daily dose range of
about 5 mg to about 25 mg per kilogram is preferred.
The dosages, however, may be varied depending upon the
requirements of the patient, the severity of the
20 condition being treated, and the compound being
employed. Determination of the proper dosage for a
particular situation is within the skill of the art.
Generally, treatment is initiated with smaller dosages
25 which are less than the optimum dose of the compound.
Thereafter, the dosage is increased by small increments
until the optimum effect under the circumstance is
reached. For convenience, the total daily dosage may
be divided and administered in portions during the day
30 if desired.

The following nonlimiting examples illustrate the
inventors' preferred methods for preparing the
compounds of the invention.

-114-

EXAMPLE 1

(S)-3-(1H-Imidazol-4-yl)-2-(3-naphthalen-1-yl-2-naphthalen-1-ylmethyl-propionylamino)-propionic acid, methyl ester

5 Step (a) Preparation of: Bis-(1-naphthylmethyl)-acetyl-His(Trt)-OCH₃

A solution of 2.0 g (4.9 mmol) of N^{im}-tritylhistidine methyl ester (His(Trt)-OCH₃) in 20 mL of tetrahydrofuran (THF) was treated with 1.75 g (4.9 mmol) of bis-(1-naphthylmethyl)-acetyl chloride (J. Med. Chem., 35:1032 (1992)) followed by 0.7 mL (4.9 mmol) of triethylamine (Et₃N) and the mixture stirred at room temperature for 2 days. The mixture was diluted with ethyl acetate (EtOAc) and washed with H₂O, a saturated solution of sodium bicarbonate (NaHCO₃), and a saturated solution of sodium chloride (NaCl). Drying over magnesium sulfate (MgSO₄) and removal of the solvent under reduced pressure left 3.52 g of the crude product which was used directly in the following reaction.

10
15
20

25 Step (b) Preparation of: (S)-3-(1H-Imidazol-4-yl)-2-(3-naphthalen-1-yl-2-naphthalen-1-ylmethyl-propionylamino)-propionic acid, methyl ester

A solution of 3.52 g (4.8 mmol) of bis-(1-naphthylmethyl)-acetyl-His(Trt)-OCH₃ in 250 mL of 80% acetic acid was heated at 87°C for 15 minutes. The solvent was removed under reduced pressure and the residue taken up in EtOAc, then washed with a saturated solution of NaHCO₃ and a saturated solution of NaCl. Drying over MgSO₄ and removal of the solvent under reduced pressure left the crude product. Chromatography on silica gel, eluting with chloroform/methyl alcohol (CHCl₃/MeOH) (95/5) gave 1.51 g of the product as a cream foam. The structure was confirmed

30
35

-115-

by nuclear magnetic resonance spectroscopy (NMR) and mass spectroscopy; $(m + H)^+ = 492$.

EXAMPLE 2

5 (R)-3-(1H-Imidazol-4-yl)-2-(3-naphthalen-1-yl-2-naphthalen-1-ylmethyl-propionylamino)-propionic acid methyl ester

Following the procedure of Example 1, but using D-N^{im}-tritylhistidine methyl ester (D-HIS(Trt)-OCH₃)
10 there was obtained 1.4 g of the product as a white foam. The structure was confirmed by NMR and mass spectroscopy; $(m + H)^+ = 492$.

EXAMPLE 3

15 (S)-3-(1H-Imidazol-4-yl)-2-(3-naphthalen-1-yl-2-naphthalen-1-ylmethyl-propionylamino)-propionic acid

A solution of 1.37 g (2.6 mmol) of the ester from Example 1 in 15 mL MeOH and 15 mL dioxane was treated with 6.0 mL (6.0 mmol) of 1N sodium hydroxide (NaOH)
20 and stored at room temperature for 2 hours. The solvent was removed under reduced pressure and the residue taken up in H₂O. Acidification with 6.0 mL (6.0 mmol) of 1N hydrochloric acid (HCl) gave a gum. The solvent was decanted and the gum recrystallized
25 from acetone/H₂O to give 0.59 g of a white solid, mp 193-195°C. The structure was confirmed by NMR and mass spectroscopy; $(m + H)^+ = 478$.

EXAMPLE 4

30 (R)-3-(1H-Imidazol-4-yl)-2-(3-naphthalen-1-yl-2-naphthalen-1-ylmethyl-propionylamino)-propionic acid

Following the procedure of Example 3, but using the ester of Example 2, there was obtained 0.78 g of the product as a white solid, mp 187-189°C. The
35 structure was confirmed by NMR and mass spectroscopy; $(m + H^+) = 478$.

-116-

EXAMPLE 5

(S)-3-(1H-Imidazol-4-yl)-2-(3-naphthalen-1-yl-2-naphthalen-1-ylmethyl-propionylamino)-propionic acid, ethyl ester

5 A solution of 0.5 g (1.5 mmol) of bis-(1-naphthylmethyl)-acetic acid, 0.77 g (3.0 mmol) of histidine ethyl ester dihydrochloride (His-OEt-2 HCl), and 0.22 g (1.6 mmol) of 1-hydroxybenzotriazole (HOBt) in 20 mL of THF was treated with 0.85 mL (6.0 mmol) of Et₃N followed by 0.33 g (1.6 mmol) of N,N'-dicyclohexylcarbodiimide (DCC) and the solution allowed to stir at room temperature overnight. The mixture was filtered and the solvent removed under reduced pressure. The residue was taken up in EtOAc and washed with a saturated solution of NaHCO₃, then with a saturated solution of NaCl. Drying over MgSO₄ and removal of the solvent under reduced pressure gave the crude product. Chromatography on silica gel, eluting with a gradient of methylene chloride (CH₂Cl₂) to CH₂Cl₂/MeOH (96/4) gave 0.15 g of the product as a white foam. The structure was confirmed by NMR and mass spectroscopy; (m + H)⁺ = 506.

EXAMPLE 6

25 (S)-3-(3-Methyl-3H-imidazol-4-yl)-2-(3-naphthalen-1-yl-2-naphthalen-1-ylmethyl-propionylamino)-propionic acid, methyl ester

 A suspension of 0.5 g (2.3 mmol) of π -N^{im}-methyl histidine methyl ester dihydrochloride (π -MeHis)-OMe-2 HCl) in 20 mL of THF was cooled in ice and 0.82 g (2.3 mmol) of bis-(1-naphthylmethyl-acetyl chloride added, followed by 1.0 mL (6.9 mmol) of Et₃N. After 0.5 hour at 0°C, the mixture was allowed to stir at room temperature overnight. The mixture was diluted with EtOAc and washed twice with H₂O, then a saturated solution of NaHCO₃, then a saturated solution of NaCl.

-117-

Drying over $MgSO_4$ and removal of the solvent under reduced pressure left the crude product. Chromatography on silica gel, eluting with chloroform ($CHCl_3$)/MeOH (97/3) followed by preparative high performance liquid chromatography (HPLC) gave a white solid when triturated with acetonitrile (CH_3CN). There was obtained 53 mg of the product as a white solid, mp 199-200°C. The structure was confirmed by NMR and mass spectroscopy; $(m + H)^+ = 506$.

EXAMPLE 7

(S)-3-(1H-Imidazol-4-yl)-2-(3-naphthalen-1-yl-2-naphthalen-1-ylmethyl-propionylamino)-propionic acid, propyl ester

15 Step (a) Preparation of: Bis-(1-Naphthylmethyl)-acetyl-His(Trt)-OCH₃

A solution of 3.13 g (9.2 mmol) of bis-(1-naphthylmethyl)-acetic acid 4.0 g (9.2 mmol) of His(Trt)-OCH₃, and 1.35 g (10.0 mmol) of HOBT in 100 mL THF was treated with 1.39 mL (10.0 mmol) of Et₃N followed by 2.09 g (10.0 mmol) of DCC. The mixture was stirred at room temperature overnight, then filtered and diluted with EtOAc. The EtOAc was washed with a saturated solution of NaHCO₃, then a saturated solution of NaCl. Drying over $MgSO_4$ and removal of the solvent under reduced pressure gave 7.55 g of the crude product which was used directly in the following step.

30 Step (b) Preparation of: Bis-(1-Naphthylmethyl)-acetyl-His(Trt)-HCl

A solution of 7.55 g (assume 9.2 mmol) of the crude material from Step (a) above in 50 mL MeOH and 50 mL THF was treated with a solution of 1.84 g (46 mmol) of sodium hydroxide (NaOH) in 5 mL H₂O and allowed to stir at room temperature overnight. The solvent was removed under reduced pressure and the

-118-

residue taken up in H₂O and acidified to the Congo red color change with dilute HCl. The aqueous mixture was extracted with EtOA and the EtOAc washed with 1N HCl, then a saturated solution of NaCl. On drying over
5 MgSO₄ and filtering, the product started to precipitate from the filtrate. There was obtained 4.0 g of the product as a white solid, mp 190-195°C. The structure was confirmed by mass spectroscopy; (m + H)⁺ = 720.

10 Step (c) Preparation of: Bis-(1-Naphthylmethyl)-acetyl-His(Trt)-O-n-propyl

A solution of 0.5 g (0.7 mmol) of the acid-HCl from Step (b) above, 0.2 g (1.54 mmol) of diisopropylethylamine, and 0.44 g (0.77 mmol) of
15 n-propanol in 20 mL CH₂Cl₂ was cooled in ice and stirred for 15 minutes. The BOP reagent (benzotriazol-1-yloxy-tris(dimethylamino)-phosphonium hexafluorophosphate) (0.34 g, 0.77 mmol) was then added and the solution stirred at room temperature overnight.
20 The mixture was then washed twice with a saturated solution of NaHCO₃, then a saturated solution of NaCl. Drying over MgSO₄ and removal of the solvent under reduced pressure left the crude product which was used directly in the next step.

25

Step (d) Preparation of: (S)-3-(1H-Imidazol-4-yl)-2-(3-naphthalen-1-yl-2-naphthalen-1-ylmethyl-propionylamino)-propionic acid, propyl ester

30 The material from Step (c) above was dissolved in 12 mL of 85% acetic acid and heated at 90°C for 2 hours. The solvent was removed under reduced pressure and the residue taken up in EtOAc and washed twice with a saturated solution of NaHCO₃, then with a
35 saturated solution of NaCl. Drying over MgSO₄ and removal of the solvent under reduced pressure left the

-119-

crude product. Chromatography on silica gel, eluting with a gradient of CH₂Cl₂ to CH₂Cl₂/MeOH (96/4) gave 0.18 g of the product as a white foam. The structure was confirmed by NMR and mass spectroscopy;

5 (m + H)⁺ = 520.

EXAMPLE 8

(S)-3-(1H-Imidazol-4-yl)-2-(3-naphthalen-1-yl-2-naphthalen-1-ylmethyl-propionylamino)-propionic acid, isopropyl ester

10

Following the procedure of Example 7, but using isopropyl alcohol, there was obtained 0.2 g of the product as a white foam. The structure was confirmed by NMR and mass spectroscopy; (m + H)⁺ = 520.

15

EXAMPLE 9

(S)-3-(1H-Imidazol-4-yl)-2-(3-naphthalen-1-yl-2-naphthalen-1-ylmethyl-propionylamino)-propionic acid, butyl ester

20

Following the procedure of Example 7, but using n-butyl alcohol, there was obtained 0.12 g of the product as a white foam. The structure was confirmed by NMR and mass spectroscopy; (m + H)⁺ = 534.

25

EXAMPLE 10

(S)-3-(1H-Imidazol-4-yl)-2-(3-naphthalen-1-yl-2-naphthalen-1-ylmethyl-propionylamino)-propionic acid, benzyl ester

30

Following the procedure of Example 7, but using benzyl alcohol, there was obtained 0.3 g of the product as a white foam. The structure was confirmed by NMR and mass spectroscopy; (m + H)⁺ = 568.

-120-

EXAMPLE 11

(S)-3-(1H-Imidazol-4-yl)-2-(3-naphthalen-1-yl-2-naphthalen-1-ylmethyl-propionylamino)-propionic acid, cyclohexyl ester

5 Following the procedure of Example 7, but using cyclohexyl alcohol, there was obtained 0.21 g of the product as a white foam. The structure was confirmed by NMR and mass spectroscopy; $(m + H)^+ = 560$.

EXAMPLE 12

10 (S)-3-(1H-Imidazol-4-yl)-2-(3-naphthalen-1-yl-2-naphthalen-1-ylmethyl-propionylamino)-propionic acid, cyclopropylmethyl ester

15 Following the procedure of Example 7, but using cyclopropylmethyl alcohol, there was obtained 0.15 g of the product as a white foam. The structure was confirmed by NMR and mass spectroscopy; $(m + H)^+ = 532$.

EXAMPLE 13

20 (S)-3-(1H-Imidazol-4-yl)-2-(3-naphthalen-1-yl-2-naphthalen-1-ylmethyl-propionylamino)-propionic acid, 2-butyl-1H-imidazol-4-ylmethyl ester

25 Following the procedure of Example 7, but using 2-butyl-1H-imidazol-4-ylmethyl alcohol, there was obtained 0.08 g of the product as a white foam. The structure was confirmed by NMR and mass spectroscopy; $(m + H)^+ = 614$.

EXAMPLE 14

30 (S)-3-(1H-Imidazol-4-yl)-2-(3-naphthalen-1-yl-2-naphthalen-1-ylmethyl-propionylamino)-propionic acid, (±)-sec-butyl ester

35 Following the procedure of Example 7, but using (±)-sec-butyl alcohol, there was obtained 0.12 g of the product as a white foam. The structure was confirmed by NMR and mass spectroscopy; $(m + H)^+ = 534$.

SUBSTITUTE SHEET (RULE 26)

-121-

EXAMPLE 15

(S)-3-(1H-Imidazol-4-yl)-2-(3-naphthalen-1-yl-2-naphthalen-1-ylmethyl-propionylamino)-propionic acid, allyl ester

5 Following the procedure of Example 7, but using allyl alcohol, there was obtained 0.15 g of a white foam. The structure was confirmed by NMR and mass spectroscopy; $(m + H)^+ = 518$.

EXAMPLE 16

10 (S)-3-(1H-Imidazol-4-yl)-2-(3-naphthalen-1-yl-2-naphthalen-1-ylmethyl-propionylamino)-propionic acid, prop-2-ynyl ester

15 Following the procedure of Example 7, but using prop-2-ynyl alcohol, there was obtained 0.24 g of a white solid, mp 187-189°C. The structure was confirmed by NMR and mass spectroscopy; $(m + H)^+ = 516$.

EXAMPLE 17

20 (S)-3-(1H-Imidazol-4-yl)-2-(3-naphthalen-1-yl-2-naphthalen-1-ylmethyl-propionylamino)-propionic acid, 2-cyanoethyl ester

25 Following the procedure of Example 7, but using 2-cyanoethanol, there was obtained 0.12 g of the product as a white foam. The structure was confirmed by NMR and mass spectroscopy; $(m + H)^+ = 531$.

EXAMPLE 18

30 (S)-3-(1H-Imidazol-4-yl)-2-(3-naphthalen-1-yl-2-naphthalen-1-ylmethyl-propionylamino)-propionic acid, 2-benzyloxyethyl ester

35 Following the procedure of Example 7, but using 2-benzyloxyethanol, there was obtained 0.12 g of the product as a white foam. The structure was confirmed by NMR and mass spectroscopy; $(m + H)^+ = 612$.

-122-

EXAMPLE 19

(S)-3-(1H-Imidazol-4-yl)-2-(3-naphthalen-1-yl-2-naphthalen-1-ylmethyl-propionylamino)-propionic acid, 2-thiophen-2-yl-ethyl ester

5 Following the procedure of Example 7, but using benzotriazol-1-yloxy-tripyrrolidino phosphonium hexafluorophosphate (PyBOP) as the coupling agent and using 2-thiophen-2-yl-ethyl alcohol, there was obtained 60 mg of the product as a white solid, mp 203-206°C.
10 The structure was confirmed by NMR and mass spectroscopy; $(m + H)^+ = 588$.

EXAMPLE 20

(S)-3-(1H-Imidazol-4-yl)-2-(3-naphthalen-1-yl-2-naphthalen-1-ylmethyl-propionylamino)-propionic acid, thiophen-3-ylmethyl ester

15 Following the procedure of Example 7, but using PyBOP as the coupling agent and using 2-thiophen-3-ylmethyl alcohol, there was obtained 0.12 g of the
20 product as a white solid, mp 200-203°C. The structure was confirmed by NMR and mass spectroscopy;
 $(m + H)^+ = 574$.

EXAMPLE 21

(S)-3-(1H-Imidazol-4-yl)-2-(3-naphthalen-1-yl-2-naphthalen-1-ylmethyl-propionylamino)-propionic acid, 2-diethylamino-ethyl ester

25 Following the procedure of Example 7, but using PyBOP as the coupling agent and using 2-diethylamino
30 ethanol, there was obtained 0.22 g of the product as a white foam. The structure was confirmed by NMR and mass spectroscopy; $(m + H)^+ = 577$.

-123-

EXAMPLE 22

(S)-3-(1H-Imidazol-4-yl)-2-(3-naphthalen-1-yl-2-naphthalen-1-ylmethyl-propionylamino)-propionic acid, 2-morpholin-4-yl-ethyl ester

5 Following the procedure of Example 7, but using PyBOP as the coupling agent and using 2-morpholin-4-yl-ethanol, there was obtained 0.12 g of the product as a white foam. The structure was confirmed by NMR and mass spectroscopy; $(m + H)^+ = 591$.

10

EXAMPLE 23

(S)-N-[1-(2-Benzoyloxy-ethylcarbamoyl)-2-(1H-imidazol-4-yl)-ethyl]-3-naphthalen-1-yl-2-naphthalen-1-ylmethyl-propionamide

15 A solution of 0.5 g (0.7 mmol) of bis-(1-naphthylmethyl)-acetyl-His(Trt)-HCl and 0.1 g (0.77 mmol) of HOBT in 20 mL THF was treated with 0.16 g (0.77 mmol) of DCC, 0.13 g (0.7 mmol) of 2-benzoyloxyethylamine-HCl, and then with 0.24 mL
20 (1.7 mmol) of Et₃N. The mixture was stirred at room temperature overnight. The mixture was filtered and the filtrate diluted with EtOAc and washed with H₂O, a saturated solution of NaHCO₃, then a saturated solution of NaCl. Drying over MgSO₄ and removal of the solvent
25 under reduced pressure gave the trityl amide.

 This was taken up in 12 mL of 85% acetic acid and heated at 90°C for 2 hours. The solvent was removed under reduced pressure and the residue taken up in EtOAc and washed twice with a saturated solution of
30 NaHCO₃, then with a saturated solution of NaCl. Drying over MgSO₄ and removal of the solvent under reduced pressure gave the crude product. Chromatography on silica gel, eluting with a gradient of hexane/EtOAc (90/10) to EtOAc/MeOH (92/8) gave 0.22 g of the product
35 as a white foam. The structure was confirmed by NMR and mass spectroscopy; $(m + H)^+ = 611$.

-124-

EXAMPLE 24

(S)-N-[1-Carbamoyl-2-(1H-imidazol-4-yl)-ethyl]-3-naphthalen-1-yl-2-naphthalen-1-ylmethyl-propionamide

5 Following the procedure of Example 23, but using a THF solution of ammonia (NH₃) as the amine, there was obtained 0.12 g of the product obtained as an amorphous solid. The structure was confirmed by NMR and mass spectroscopy; (m + H)⁺ = 477.

10

EXAMPLE 25

(S)-N-[2-(1H-Imidazol-4-yl)-1-(2-imidazol-1-ylethylcarbamoyl)-ethyl]-3-naphthalen-1-yl-2-naphthalen-1-ylmethyl-propionamide

15 Following the procedure of Example 23, but using 2-(1-imidazolyl)-ethylamine, there was obtained 0.14 g of the product as a white foam. The structure was confirmed by NMR and mass spectroscopy; (m + H)⁺ = 571.

EXAMPLE 26

20 (S)-N-[1-(2-Ethylsulfanyl-ethylcarbamoyl)-2-(1H-imidazol-4-yl)-ethyl]-3-naphthalen-1-yl-2-naphthalen-1-ylmethyl-propionamide

25 Following the procedure of Example 23, but using 2-(ethylthio)-ethylamine·HCl, there was obtained 0.3 g of the product as a white foam. The structure was confirmed by NMR and mass spectroscopy; (m + H)⁺ = 565.

EXAMPLE 27

30 (S)-N-(2-(1H-Imidazol-4-yl)-1-[2-(1H-imidazol-4-yl)-ethylcarbamoyl]-ethyl)-3-naphthalen-1-yl-2-naphthalen-1-ylmethyl-propionamide

35 Following the procedure of Example 23, but using the BOP reagent for coupling, and using histamine, there was obtained 0.1 g of the product as a white solid. The structure was confirmed by NMR and mass spectroscopy; (m + H)⁺ = 571.

-125-

EXAMPLE 28

(S)-N-[2-(1H-Imidazol-4-yl)-1-(3-imidazol-1-yl)-propylcarbamoyl]-ethyl]-3-naphthalen-1-yl-2-naphthalen-1-ylmethyl-propionamide

5 Following the procedure of Example 23, but using the BOP reagent for coupling, and using 3-(1-imidazolyl)-propylamine, there was obtained 0.17 g of the product as a white foam. The structure was confirmed by NMR and mass spectroscopy; $(m + H)^+ = 585$.

10

EXAMPLE 29

(S)-N-[1-(2-Hydroxy-ethylcarbamoyl)-2-(1H-imidazol-4-yl)-ethyl]-3-naphthalen-1-yl-2-naphthalen-1-ylmethyl-propionamide

15 Following the procedure of Example 23, but using the BOP reagent for coupling, and using 2-hydroxy-ethylamine, there was obtained 0.08 g of the product as a white foam. The structure was confirmed by NMR and mass spectroscopy; $(m + H)^+ = 521$.

20

EXAMPLE 30

(S)-N-[2-(1H-Imidazol-4-yl)-1-isopropylcarbamoyl-ethyl]-3-naphthalen-1-yl-2-naphthalen-1-ylmethyl-propionamide

25 Following the procedure of Example 23, but using the BOP reagent for coupling, and using isopropylamine, there was obtained 0.22 g of the product as a white foam. The structure was confirmed by NMR and mass spectroscopy; $(m + H)^+ = 520$.

30

EXAMPLE 31

(S)-N-[2-(1H-Imidazol-4-yl)-1-(2-morpholin-4-yl-ethylcarbamoyl)-ethyl]-3-naphthalen-1-yl-2-naphthalen-1-ylmethyl-propionamide

35 Following the procedure of Example 23, but using the PyBOP as the coupling reagent, and using

-126-

(2-morpholin-4-yl)-ethylamine, there was obtained 0.26 g of the product as a white foam. The structure was confirmed by NMR and mass spectroscopy; $(m + H)^+ = 590$.

5

EXAMPLE 32

(S)-N-[1-(2-Diethylamino-ethylcarbamoyl)-2-(1H-imidazol-4-yl)-ethyl]-3-naphthalen-1-yl-2-naphthalen-1-ylmethyl-propionamide

10 Following the procedure of Example 23, but using the PyBOP as the coupling reagent, and using 2-diethylaminoethylamine, there was obtained 0.30 g of the product as a white foam. The structure was confirmed by NMR and mass spectroscopy; $(m + H)^+ = 576$.

15

EXAMPLE 33

(S)-N-[2-(1H-Imidazol-4-yl)-1-methylcarbamoyl-ethyl]-3-naphthalen-1-yl-2-naphthalen-1-ylmethyl-propionamide

20 Following the procedure of Example 23, but using the PyBOP as the coupling reagent, and using methylamine, there was obtained 0.22 g of the product as a white foam. The structure was confirmed by NMR and mass spectroscopy; $(m + H)^+ = 491$.

25

EXAMPLE 34

(S)-N-[1-Ethylcarbamoyl-2-(1H-imidazol-4-yl)-ethyl]-3-naphthalen-1-yl-2-naphthalen-1-ylmethyl-propionamide

30 Following the procedure of Example 23, but using the PyBOP as the coupling reagent, and using ethylamine, there was obtained 0.21 g of the product as a white foam. The structure was confirmed by NMR and mass spectroscopy; $(m + H)^+ = 505$.

-127-

EXAMPLE 35

(S)-N-[2-(1H-Imidazol-4-yl)-1-[2-(4-sulfamoyl-phenyl)-ethylcarbamoyl]-ethyl]-3-naphthalen-1-yl-2-naphthalen-1-ylmethyl-propionamide

5 Following the procedure of Example 23, but using the PyBOP as the coupling reagent, and using 2-(4-sulfamoylphenyl)-ethylamine, there was obtained 0.22 g of the product as a white foam. The structure was confirmed by NMR and mass spectroscopy; $(m + H)^+ = 660$.

10

EXAMPLE 36

(S)-2-[3-(Decahydro-naphthalen-1-yl)-2-(decahydro-naphthalen-1-ylmethyl)-propionylamino]-3-(1H-imidazol-4-yl)-propionic acid, methyl ester

15 Step (a) Preparation of: Bis-(1-decahydro-naphthylmethyl)-acetic acid

 A solution of 1.0 g (2.9 mmol) of bis-(1-naphthylmethyl)-acetic acid in 100 mL acetic acid was reduced at 40°C, 54 pounds per square inch (psi) using 20 0.1 g of platinum oxide (PtO₂). The solvent was removed under reduced pressure, the residue taken up in CH₂Cl₂ and the solvent again removed leaving 1.0 g of the product as an oil.

25 Step (b) Preparation of: (S)-2-[3-(Decahydro-naphthalen-1-yl)-2-(decahydro-naphthalen-1-ylmethyl)-propionylamino]-3-(1H-imidazol-4-yl)-propionic acid, methyl ester

30 A solution of 0.55 g (1.5 mmol) of bis-(1-decahydronaphthylmethyl)-acetic acid, 0.73 g (1.7 mmol) of His(Trt)-OCH₃·HCl, and 0.23 g (1.7 mmol) of HOBT in 30 mL THF was treated with 0.35 g (1.7 mmol) of DCC followed by 0.3 mL (1.7 mmol) of Et₃N and the mixture 35 stirred at room temperature overnight. The mixture was filtered and the solvent removed under reduced

-128-

pressure. The residue was taken up in EtOAc and washed with H₂O, a saturated solution of NaHCO₃, and a saturated solution of NaCl. Drying over MgSO₄ and removal of the solvent under reduced pressure gave the crude trityl derivative.

This was taken up in 12 mL of 85% acetic acid and heated at 90° for 2 hours. The solvent was removed under reduced pressure and the residue taken up in EtOAc, washed twice with a saturated solution of NaHCO₃, then with a saturated solution of NaCl. Drying over MgSO₄ and removal of the solvent under reduced pressure gave the crude product. Chromatography on silica gel, eluting with a gradient of EtOAc/hexane (10/90) to EtOAc/MeOH (96/4) gave 0.35 g of the product as a yellow foam. The structure was confirmed by NMR and mass spectroscopy; (m + H)⁺ = 512.

EXAMPLE 37

(S)-3-(1H-Imidazol-4-yl)-2-[3-(5,6,7,8-tetrahydro-naphthalen-1-yl)-2-(5,6,7,8-tetrahydro-naphthalen-1-ylmethyl)-propionylaminol-propionic acid, methyl ester

Step (a) Preparation of: Dimethyl bis-(5,6,7,8-tetrahydro-1-naphthylmethyl)-malonate

To a suspension of 0.77 g (0.02 mol) of sodium hydride (NaH)-oil (60%) in 30 mL THF, cooled to 0°C was added dropwise 1.06 g (8.0 mmol) of dimethyl malonate. After stirring for 15 minutes, the mixture was treated with 3.6 g (16 mmol) of 1-bromomethyl-5,6,7,8-tetrahydro-naphthalene (Chemical Abstracts, 75:76445 (1971)). After stirring at room temperature overnight, the mixture was diluted with EtOAc and washed with 1N HCl, then with a saturated solution of NaCl. Drying over MgSO₄ and removal of the solvent under reduced pressure gave 3.1 g of an oil which solidified on standing. The structure was confirmed by NMR spectroscopy.

-129-

Step (b) Preparation of Bis-(5,6,7,8-tetrahydro-1-naphthylmethyl)-acetic acid

5 A solution of 3.1 g (7.4 mmol) of dimethyl bis-(5,6,7,8-tetrahydro-1-naphthylmethyl)-malonate in 20 mL n-butanol was treated with a solution of 1.24 g (22 mmol) of potassium hydroxide (KOH) in 20 mL H₂O and the solution heated at reflux overnight. The solvent was removed under reduced pressure and the residue taken up in H₂O and acidified with dilute HCl to the Congo red color change. The mixture was extracted with EtOAc and the EtOAc washed with 1N HCl, and then a saturated solution of NaCl. Drying over MgSO₄ and removal of the solvent under reduced pressure gave 2.03 g of the product. A small amount recrystallized from EtOAc/hexane had mp 144-146°C. The structure was confirmed by NMR spectroscopy.

Step (c) (S)-3-(1H-Imidazol-4-yl)-2-[3-(5,6,7,8-tetrahydronaphthalen-1-yl)-2-(5,6,7,8-tetrahydro-naphthalen-1-ylmethyl)-propionylaminol-propionic acid, methyl ester

20 Following the procedure of Example 36, Step (b), there was obtained 0.55 g of the product as a white foam. The structure was confirmed by NMR and mass spectroscopy; (m + H)⁺ = 500.

EXAMPLE 38

30 (S)-N-[1-(2-Benzoyloxy-ethylcarbamoyl)-2-(1H-imidazol-4-yl)-ethyl]-3-(5,6,7,8-tetrahydro-naphthalen-1-yl)-2-(5,6,7,8-tetrahydro-naphthalen-1-ylmethyl)-propionamide

35 Following the procedure of Example 36, Step (b), but using PyBOP as the coupling agent, and using 2-benzoyloxy-ethylamine, there was obtained 0.25 g of the product as a white foam. The structure was confirmed by NMR and mass spectroscopy; (m + H)⁺ = 619.

-130-

EXAMPLE 39

(S)-2-(3-Benzo[b]thiophen-3-yl-2-benzo[b]thiophen-3-ylmethyl-propionylamino)-3-(1H-imidazol-4-yl)-propionic acid, methyl ester

5 Step (a) Preparation of: Dimethyl bis-
(benzo[b]thiophen-3-ylmethyl)-malonate

A suspension of 0.34 g (8.5 mmol) of NaH-oil (60%) in 30 mL THF was treated with 0.45 g (3.4 mmol) of dimethyl malonate and stirred at room temperature for 15 minutes. The mixture was then treated with 1.55 g (6.8 mmol) of 3-bromomethyl-benzo[b]thiophene and the mixture then heated at reflux overnight. The solvent was removed under reduced pressure and the residue taken up in EtOAc and washed twice with 1N HCl, then with a saturated solution of NaCl. Drying over MgSO₄ and removal of the solvent under reduced pressure left 1.33 g of the product as an oil. The structure was confirmed by NMR spectroscopy.

20 Step (b) Preparation of: Bis-(benzo[b]thiophen-3-ylmethyl)-acetic acid

A solution of 1.3 g (3.3 mmol) of the material from Step (a) above in 10 mL n-butanol was treated with a solution of 0.52 g (9.3 mmol) of KOH in 10 mL H₂O and heated at reflux overnight. The solvent was removed under reduced pressure and the residue taken up in H₂O and acidified with dilute HCl. The mixture was extracted with EtOAc and washed with 1N HCl, and then a saturated solution of NaCl. Drying over MgSO₄ and removal of the solvent under reduced pressure left the crude product which was recrystallized from EtOAc/hexane to give 0.58 g of the product as a white solid. The structure was confirmed by NMR spectroscopy.

30 Step (c) Preparation of: (S)-2-(3-Benzo[b]thiophen-3-yl-2-benzo[b]thiophen-3-

-131-

ylmethyl-propionylamino-3-(1H-imidazol-4-yl)-propionic acid, methyl ester

Following the procedure of Example 36, Step (b), but using the BOP reagent as the coupling agent, and using bis-(benzo[b]thiophen-3-ylmethyl)-acetic acid, there was obtained 0.2 g of the product as a white foam. The structure was confirmed by NMR and mass spectroscopy; $(m + H)^+ = 504$.

EXAMPLE 40

(S)-3-(1H-Imidazol-4-yl)-2-(3-naphthalen-1-yl-2-naphthalen-1-ylmethyl-propionylamino)-thiopropionic acid, S-(2-acetylamino-ethyl)ester

Following the procedure of Example 23, but using 2-acetylthioethylamine·HCl, there was obtained 0.82 g of the rearranged thio-ester as the product. The structure was confirmed by NMR and mass spectroscopy; $(m + H)^+ = 579$.

EXAMPLE 41

(S)-N-[1-(2-Cyano-ethylcarbamoyl)-2-(1H-imidazol-4-yl)-ethyl]-3-naphthalen-1-yl-2-naphthalen-1-ylmethyl-propionamide

Following the procedure of Example 23, but using PyBOP as the coupling agent, and using 2-cyanoethylamine, there was obtained 0.2 g of the product as a white foam. The structure was confirmed by NMR and mass spectroscopy; $(m + H)^+ = 530$.

EXAMPLE 42

(S)-3-(1H-Imidazol-4-yl)-2-(3-naphthalen-1-yl-2-naphthalen-1-ylmethyl-propionylamino)-propionic acid, 2-hydroxy-ethyl ester, trifluoroacetate salt

Following the procedure of Example 23, but using PyBOP as the coupling agent, and using ethylene glycol, there was obtained 0.13 g of the crude product.

-132-

Purification by preparative HPLC gave 80 mg of the pure product as the trifluoroacetate salt. The structure was confirmed by NMR and mass spectroscopy; $(m + H)^+ = 522$.

EXAMPLE 43

(S)-N-[(1-Dimethylcarbamoyl-2-(1H-imidazol-4-yl)-ethyl]-3-naphthalen-1-yl-2-naphthalen-1-ylmethyl-propionamide

Following the procedure of Example 23, but using PyBOP as the coupling agent, and using dimethylamine, there was obtained 75 mg of the product. The structure was confirmed by NMR and mass spectroscopy; $(m + H)^+ = 505$.

EXAMPLE 44

(S)-3-(1H-Imidazol-4-yl)-2-(3-naphthalen-1-yl-2-naphthalen-1-ylmethyl-propionylamino)-propionic acid, but-3-ynyl ester, trifluoroacetate salt

Following the procedure of Example 23, but using PyBOP as the coupling agent, and using 3-butyn-1-ol, there was obtained 0.32 g of the crude product. Purification by preparative HPLC gave 30 mg of the pure product as the trifluoroacetate salt. The structure was confirmed by NMR and mass spectroscopy; $(m + H)^+ = 530$.

EXAMPLE 45

(S)-2-[3-(Decahydro-naphthalen-1-yl)-2-(decahydro-naphthalen-1-ylmethyl)-propionylamino]-3-(1H-imidazol-4-yl)-propionic acid, 2-cyano-ethyl ester

Following the procedure of Example 23, Step (b), but using PyBOP as the coupling agent, and using 2-cyanoethanol, there was obtained 70 mg of the product as a white foam. The structure was confirmed by NMR and mass spectroscopy; $(m + H)^+ = 552$.

-133-

EXAMPLE 46

(S)-N-[2-(1H-Imidazol-4-yl)-1-propylcarbamoyl-ethyl]-3-naphthalen-1-yl)-2-naphthalen-1-ylmethyl)-propionamide

Following the procedure of Example 23, but using PyBOP as the coupling agent, and using n-propylamine, there was obtained 50 mg of the product. The structure was confirmed by NMR and mass spectroscopy;

$(m + H)^+ = 519$.

EXAMPLE 47

(S)-3-[1H-Imidazol-4-yl)-2-(3-naphthalen-1-yl-2-naphthalen-1-ylmethyl-propionylamino)-propionic acid, 2-imidazol-1-yl-ethyl ester

Following the procedure of Example 23, but using BOP reagent as the coupling agent, and using 2-(1-imidazol)-ethanol, there was obtained 70 mg of the product as a white foam. The structure was confirmed by NMR and mass spectroscopy; $(m + H)^+ = 572$.

EXAMPLE 48

(S)-3-(1H-Imidazol-4-yl)-2-(3-naphthalen-1-yl-2-naphthalen-1-ylmethyl-propionylamino)-propionic acid, but-3-enyl ester

Following the procedure from Example 23, but using the BOP reagent as the coupling agent, and using 3-buten-1-ol, there was obtained 160 mg of the product as a white foam. The structure was confirmed by NMR and mass spectroscopy; $(m + H)^+ = 532$.

EXAMPLE 49

(S)-3-(1H-Imidazol-4-yl)-2-[3-(5,6,7,8-tetrahydro-naphthalen-1-yl)-2-(5,6,7,8-tetrahydro-naphthalen-1-ylmethyl)-propionylaminol-propionic acid, 2-cyano-ethyl ester

Following the procedure of Example 37, Step (c), but using the BOP reagent as the coupling agent, and

-134-

using 2-cyanoethanol, there was obtained 110 mg of the product as a white foam. The structure was confirmed by NMR and mass spectroscopy; $(m + H)^+ = 539$.

EXAMPLE 50

(S)-N-[2-(1H-Imidazol-4-yl)-1-phenethylcarbamoyl-ethyl]-3-naphthalen-1-yl-2-naphthalen-1-ylmethyl)-propionamide

Following the procedure of Example 23, but using PyBOP as the coupling agent, and using phenethylamine, there was obtained 61 mg of the product. The structure was confirmed by NMR and mass spectroscopy; $(m + H)^+ = 581$.

EXAMPLE 51

(S)-3-(1H-Imidazol-4-yl)-2-[methyl-(3-naphthalen-1-yl)-2-naphthalen-1-ylmethyl-propionyl]-aminol-propionic acid, methyl ester, trifluoroacetate

A suspension of 0.56 g (2.2 mmol) of N-MeHIS-OMe-2 HCl in 15 mL dimethylacetamide (DMA) was treated with 0.8 mL (6.6 mmol) of N-methylpiperidine followed by a solution of 0.79 g (2.2 mmol) of bis-(1-naphthylmethyl)-acetyl chloride in 5 mL CH_2Cl_2 , and the mixture was stirred at room temperature for 2 days. The mixture was diluted with EtOAc and washed three times with H_2O , a saturated solution of $NaHCO_3$, and then a saturated solution of $NaCl$. Drying over $MgSO_4$ and removal of the solvent under reduced pressure left the crude product. Chromatography on silica gel, eluting with $CH_2Cl_2/MeOH$ (99/1) gave 0.4 g of the partly purified product. Preparative HPLC gave 42 mg of the pure product as the trifluoroacetate salt. The structure was confirmed by mass spectroscopy; $(m + H)^+ = 506$.

-135-

EXAMPLE 52

(S)-N-[1-Hydroxymethyl-2-(1H-imidazol-4-yl)-ethyl]-3-naphthalen-1-yl-2-naphthalen-1-ylmethyl-propionamide

A solution of 0.5 g (1.0 mmol) of the product from Example 1 in 15 mL of THF was cooled in ice and treated with 88 mg (4.0 mmol) of lithium borohydride. After 15 minutes at 0°C, the mixture was allowed to warm to room temperature over 1 hour. The mixture was acidified with 5 mL of 2N HCl, then made basic with a saturated solution of NaHCO₃, and extracted with EtOAc. The EtOAc solution was washed with a saturated solution of NaCl, dried over MgSO₄, and the solvent removed under reduced pressure giving the crude product. Chromatography on silica gel, eluting with CHCl₃/MeOH (95/5) gave 310 mg of the product as a white foam. The structure was confirmed by NMR and mass spectroscopy; (m + H)⁺ = 464.

EXAMPLE 53

(S)-3-(1H-Imidazol-4-yl)-2-(3-naphthalen-1-yl-2-naphthalen-1-ylmethyl-propionylamino)-propionic acid phenethyl ester

This compound was prepared following the procedure of Example 45. The structure was confirmed by NMR and mass spectroscopy; (m + H)⁺ = 582.

EXAMPLE 54

(S)-3-(1H-Imidazol-4-yl)-2-(3-naphthalen-1-yl-2-naphthalen-1-ylmethyl-propionylamino)-propionic acid 3-cyano-propyl ester

This compound was prepared following the procedure of Example 45. The structure was confirmed by NMR and mass spectroscopy; (m + H)⁺ = 545.

-136-

EXAMPLE 55

(S)-3-(1H-Imidazol-4-yl)-2-(3-naphthalen-1-yl-2-naphthalen-1-ylmethyl-propionylamino)-propionic acid, 3-methyl-but-2-enyl ester

This compound was prepared following the procedure of Example 47. The structure was confirmed by NMR and mass spectroscopy; $(m + H)^+ = 546$.

EXAMPLE 56

(S)-3-(1H-Imidazol-4-yl)-2-(3-naphthalen-1-yl-2-naphthalen-1-ylmethyl-propylamino)-propionic acid, methyl ester

Step (a) Preparation of Bis-(1-naphthylmethyl)-acetic acid, O,N-dimethylamide

To a solution of 5.0 g (13.9 mmol) of bis-(1-naphthylmethyl)acetyl chloride in 30 mL CH_2Cl_2 cooled in ice was added a solution of 1.36 g (13.9 mmol) of O,N-dimethylhydroxylamine-HCl and 1.7 mL (13.9 mmol) of N-methylpiperidine in 25 mL CH_2Cl_2 . This was followed with an additional 1.7 mL (13.9 mmol) of N-methylpiperidine. The cooling was removed and the mixture allowed to stir at room temperature overnight. The solvent was removed under reduced pressure and the residue taken up in EtOAc and washed with 1N HCl, H_2O , a saturated solution of $NaHCO_3$, and a saturated solution of NaCl. Drying over $MgSO_4$ and removal of the solvent under reduced pressure left the crude product. Chromatography over silica gel, and eluting with $CHCl_3$ gave 3.48 g of the product as an oil which crystallized, mp 101-103°C. The structure was confirmed by NMR and mass spectroscopy; $(m + H)^+ = 384$.

Step (b) Preparation of Bis-(1-naphthylmethyl)-acetaldehyde

A solution of 3.48 g (9.1 mmol) of bis-(1-naphthylmethyl)-acetic acid, O,N-dimethylamide in 50 mL

-137-

of tetrahydrofuran was cooled in ice and treated rapidly in portions with 0.45 g (11.8 mmol) of lithium aluminum hydride. After stirring at 0°C for 45 minutes, the mixture was decomposed with a solution of KHSO_4 in H_2O . The mixture was diluted with EtOAc, the pH adjusted to 4, and the layers separated. The EtOAc layer was washed with 1N HCl, H_2O , a saturated solution of NaHCO_3 , and a saturated solution of NaCl. Drying over MgSO_4 and removal of the solvent under reduced pressure left 2.35 g of the product as an oil which crystallized. The structure was confirmed by NMR and mass spectroscopy; $(m + H)^+ = 324$.

Step (c) Preparation of (S)-3-(1H-Imidazol-4-yl)-2-(3-naphthalen-1-yl-2-naphthalen-1-ylmethyl-propylamino)-propionic acid methyl ester

A solution of 3.41 g (10.5 mmol) of bis-(1-naphthylmethyl)-acetaldehyde in 60 mL of tetrahydrofuran was treated with 4.32 g (10.5 mmol) of HIS(Trt)-OMe and 14 g of activated 3A molecular sieves and stirred at room temperature overnight. A pinch of bromocresol green was added, and the color adjusted to a light green with 1N HCl in dioxane, and the mixture then treated with 1.2 g (18 mmol) of sodium cyanoborohydride. After stirring at room temperature overnight, the mixture was filtered and the sieves washed with tetrahydrofuran. The organic phase was diluted with EtOAc and washed with a saturated solution of NaHCO_3 , H_2O , and a saturated solution of NaCl. Drying over MgSO_4 and removal of the solvent under reduced pressure left 7.27 g of the crude product as a cream foam. This was the trityl compound complexed with BH_2CN .

A solution of 1.31 g (1.7 mmol) of this complex in 80 mL of 88% formic acid was heated at 89°C for

-138-

0.5 hour. The solvent was removed under reduced pressure and the residue taken up in EtOAc and washed twice with a saturated solution of NaHCO_3 , then with a saturated solution of NaCl . Drying over MgSO_4 and removal of the solvent under reduced pressure left the crude product. Chromatography on silica gel, and eluting with $\text{CHCl}_3/\text{MeOH}$ (95/5) gave 480 mg of the pure product as a white foam. The structure was confirmed by NMR and mass spectroscopy; $(m + H)^+ = 478$.

EXAMPLE 57

(S)-3-(1H-Imidazol-4-yl)-2-(3-naphthalen-1-yl-2-naphthalen-1-ylmethyl-propionylamino)-propionic acid, methoxycarbonylmethyl ester

This compound was prepared following the procedure of Example 47. The structure was confirmed by NMR and mass spectroscopy; $(m + H)^+ = 550$.

EXAMPLE 58

(S)-3-(1H-Imidazol-4-yl)-2-(3-naphthalen-1-yl-2-naphthalen-1-ylmethyl-propionylamino)-propionic acid, cyanomethyl ester

This compound was prepared following the procedure of Example 47. The structure was confirmed by NMR and mass spectroscopy; $(m + H)^+ = 517$.

EXAMPLE 59

(S)-3-(1H-Imidazol-4-yl)-2-(3-naphthalen-1-yl-2-naphthalen-1-ylmethyl-propionylamino)-propionic acid, 2-(2-hydroxy-ethyl-disulfanyl)-ethyl ester

This compound was prepared following the procedure of Example 47. The structure was confirmed by NMR and mass spectroscopy; $(m + H)^+ = 614$.

-139-

EXAMPLE 60

(S)-3-(3-Methoxymethyl-3H-imidazol-4-yl)-2-(3-naphthalen-1-yl-2-naphthalen-1-ylmethyl-propionylamino)-propionic acid, methyl ester

A solution of 0.8 g (1.1 mmol) of bis-(1-naphthylmethyl)-acetyl-HIS(Trt)-OCH₃ in 15 mL CH₂Cl₂ was treated with 0.2 mL (2.4 mmol) of chloromethylmethyl ether and allowed to stir at room temperature for 3 days. The mixture was diluted with 80 mL of 80% acetic acid and heated at 89°C for 0.5 hour. The solvent was removed under reduced pressure and the residue taken up in EtOAc, and washed twice with a saturated solution of NaHCO₃, then with a saturated solution of NaCl. Drying over MgSO₄ and removal of the solvent under reduced pressure left the crude product. Chromatography on silica gel, and eluting with CHCl₃/MeOH (97/3) gave 0.17 g of the pure product as a solid, mp 182-185°C. The structure was confirmed by NMR and mass spectroscopy; (m + H)⁺ = 536.

EXAMPLE 61

(S)-3-(1H-Imidazol-4-yl)-2-(3-naphthalen-1-yl-2-naphthalen-1-ylmethyl-propionylamino)-propionic acid, (±)-1-cyano-ethyl ester

This compound was prepared following the procedure of Example 47. The structure was confirmed by NMR and mass spectroscopy; (m + H)⁺ = 531.

EXAMPLE 62

(S)-3-(1H-Imidazol-4-yl)-2-(3-naphthalen-1-yl-2-naphthalen-1-ylmethyl-propylamino)-propan-1-ol

A solution of 1.0 g (1.3 mmol) of the complex from Example 56, Step (c), in 20 mL of tetrahydrofuran was cooled in ice and treated with 144 mg (6.6 mmol) of lithium borohydride. The cooling was removed and the mixture allowed to stir at room temperature for

-140-

1.75 hours. The mixture was decomposed with 2N HCl, then made basic with a saturated solution of NaHCO₃, and extracted with EtOAc. The EtOAc was washed with a saturated solution of NaHCO₃, then with a saturated solution of NaCl. Drying over MgSO₄ and removal of the solvent under reduced pressure left 0.95 g of the reduced complex.

This was taken up in 60 mL of 88% formic acid and heated at 89°C for 0.5 hour. The solvent was removed under reduced pressure and the residue taken up in 30 mL MeOH and treated with a solution of 2 g NaOH in 10 mL H₂O. After stirring at room temperature overnight, the solution was treated with 22 mL of 2N HCl and stripped to dryness under reduced pressure. The residue was taken up in EtOAc and washed with a saturated solution of NaHCO₃, then a saturated solution of NaCl. Drying over MgSO₄ and removal of the solvent under reduced pressure left the crude product. Chromatography on silica gel, and eluting with CHCl₃/MeOH (90/10) gave 0.15 g of the pure product as a cream foam. The structure was confirmed by NMR and mass spectroscopy; (m + H)⁺ = 450.

EXAMPLE 63

(S)-3-(1H-Imidazol-4-yl)-N-methyl-2-(3-naphthalen-1-yl-2-naphthalen-1-ylmethyl-propylamino)-propionamide

A solution of 1.4 g (1.8 mmol) of the complex from Example 56, Step (c), in 15 mL MeOH and 15 mL of tetrahydrofuran was cooled in ice and saturated with methylamine gas and allowed to stir at room temperature for 2 days. The solvent was removed under reduced pressure leaving a brown foam.

This was taken up in 80 mL of 88% formic acid and heated at 89°C for 0.5 hour. The solvent was removed under reduced pressure and the residue taken up in EtOAc and washed twice with a saturated solution of

-141-

NaHCO₃, then with a saturated solution of NaCl. Drying over MgSO₄ and removal of the solvent under reduced pressure left the crude product. Chromatography on silica gel, and eluting with CHCl₃/MeOH (95/5) gave 0.59 g of the product as a white foam. The structure was confirmed by NMR and mass spectroscopy; (m + H)⁺ = 477.

EXAMPLE 64

(S)-N-[1-Methylcarbamoyl-2-(3-methyl-3H-imidazol-4-yl)-ethyl]-3-naphthalen-1-yl-2-naphthalen-1-ylmethyl-propionamide

A solution of 611 mg (1.2 mmol) of the product from Example 6 in 20 mL MeOH and 10 mL tetrahydrofuran was cooled in ice and saturated with gaseous methylamine. The cooling was removed and the solution allowed to stir at room temperature overnight. The solvent was removed under reduced pressure and the residue triturated with acetonitrile to give 529 mg of the pure product, mp 250-252°C. The structure was confirmed by NMR and mass spectroscopy; (m + H)⁺ = 505.

EXAMPLE 65

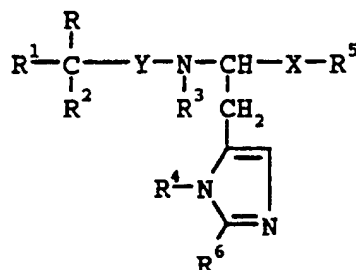
(S)-2-(2-Benzyl-3-naphthalen-1-yl-propionylamino)-3-(1H-imidazol-4-yl)-propionic acid, methyl ester

Following the procedure of Example 7, Steps (a)-(d), but using benzyl-(α -naphthylmethyl)-acetic acid (Ann., 468:300 (1929)), the product is obtained after preparative HPLC as a white foam. The structure was confirmed by NMR and mass spectroscopy; (m + H)⁺ = 442.

-142-

CLAIMS

1. A compound of Formula I

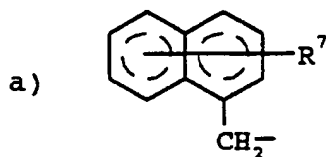


5

I

wherein R is hydrogen or alkyl; R¹ and R² may be the same or different and are selected from the group consisting of:

10



15

wherein the bicyclic ring may be aromatic, or partially or completely saturated, and R⁷ may be 1 to 3 substituents selected from the group consisting of:

20

hydrogen,
 alkyl,
 alkenyl,
 alkoxy,
 thioalkoxy,
 hydroxy,
 mercapto,
 halogen,
 nitro,

25

-N-(CH₂)_n-R⁸ wherein R⁸ and R⁹ may be the same
 |
 R⁹ or different and are selected from the
 group consisting of:

30

hydrogen,

-143-

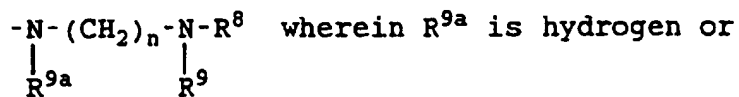
35

alkyl, or R^8 and R^9 are taken together with N to form a 5- or 6-membered ring optionally containing a heteroatom selected from the group consisting of: S, O, and $N-R^{10}$ wherein R^{10} is hydrogen or alkyl, and

40

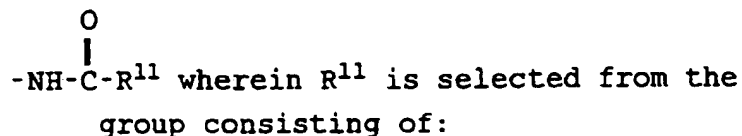
n is zero or an integer of one to four,

45



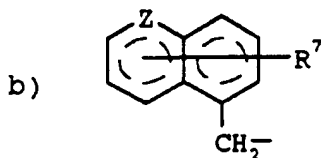
alkyl, and R^8 , R^9 , and n are as defined above, and

50



hydrogen,
alkyl, and
aryl,

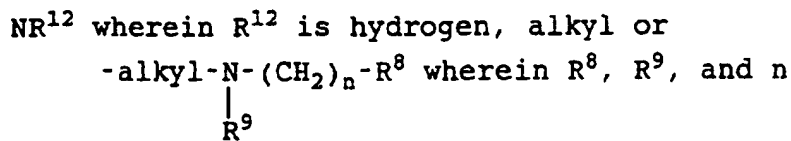
55



60

wherein the bicyclic ring may be aromatic, or partially or completely saturated, and Z is selected from the group consisting of:

65



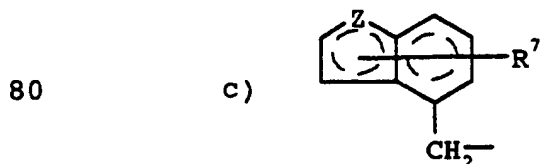
are as defined above, or R^{12} is absent,

70

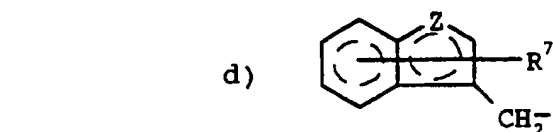
O,
S,
SO, and
SO₂, and

-144-

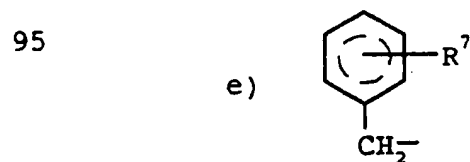
75 Z may be at other positions in the bicyclic ring system provided that when the bicyclic ring is aromatic, Z is not at the point of attachment of the CH₂ unit and R¹² is absent, and R⁷ is as defined above,



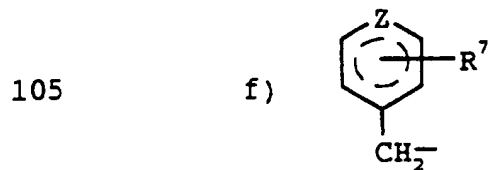
85 wherein the bicyclic ring may be aromatic, or partially or completely saturated, and Z and R⁷ are as defined above, and R¹² may be present



95 wherein the bicyclic ring may be aromatic, or partially or completely saturated, and Z and R⁷ are as defined above, and R¹² may be present,



100 wherein the monocyclic ring may be aromatic, or partially or completely saturated, and R⁷ is as defined above with the proviso that R¹ and R² are not both a monocyclic ring, and



-145-

wherein the monocyclic ring may be aromatic, or
 partially or completely saturated, and R⁷ and Z
 110 are as defined above with the proviso that R¹ and
 R² are not both a monocyclic ring;
 R³ is hydrogen or alkyl;
 R⁴ is selected from the group consisting of:

hydrogen,
 115 alkyl,
 alkenyl,
 alkynyl,
 benzyl,
 alkyl chain wherein the alkyl chain may be
 120 interrupted by a heteroatom selected
 from the group consisting of: S, O, and
 N-R¹⁰ wherein R¹⁰ is as defined above,

125
$$-(\text{CH}_2)_p-\overset{\text{O}}{\underset{|}{\text{C}}}-\text{O}-\text{R}^{13}$$
 wherein p is an integer of
 one to four, and R¹³ is alkyl or benzyl,
 and

130
$$-(\text{CH}_2)_p-\overset{\text{O}}{\underset{|}{\text{C}}}-\text{R}^{13}$$
 wherein p and R¹³ are as defined
 above;

X is -CH₂-,
 135
$$\begin{array}{c} \text{O} \\ | \\ -\text{C}-, \text{ or} \\ \text{S} \\ | \\ -\text{C}-; \end{array}$$

Y is -CH₂-,
 140
$$\begin{array}{c} \text{O} \\ | \\ -\text{C}-, \text{ or} \\ \text{S} \\ | \\ -\text{C}-; \end{array}$$

 145

R⁵ is selected from the group consisting of:
 -OR¹⁴ wherein R¹⁴ is selected from the group
 consisting of:

-146-

- 150 hydrogen,
alkyl,
alkenyl,
alkynyl,
cycloalkyl,
cycloalkylalkyl,
- 155 haloalkyl,
hydroxyalkyl,
mercaptoalkyl,
cyanoalkyl,
nitroalkyl,
- 160 alkoxyalkyl,
arylalkyl,
heteroarylalkyl,
benzyloxyalkyl,
thioalkoxyalkyl,
- 165 acetamidoalkyl,
HOCH₂CH₂-S-S-CH₂CH₂-,
R¹⁵-N-alkyl, wherein R¹⁵ and R¹⁶ may be
|
R¹⁶
- 170 the same or different and are
selected from the group consisting
of:
- 175 hydrogen,
alkyl or R¹⁵ and R¹⁶ are taken
together with N to form a
5- or 6-membered ring
optionally containing a
heteroatom selected from
the group consisting of:
- 180 S, O, and N-R¹⁰ wherein
R¹⁰ is as defined above,
HO₂C-alkyl,
alkyl-O₂C-alkyl, and

-147-

185
$$\begin{array}{c} \text{O} \\ | \\ \text{R}^{15}-\text{N}-\text{C}-\text{alkyl} \\ | \\ \text{R}^{16} \end{array}$$
 wherein R^{15} and R^{16} are as defined above,

-S- R^{14} wherein R^{14} is as defined above with the

190 proviso that R^{14} is not hydrogen,

-N- R^{17} wherein R^{17} and R^{18} may be the same or

R^{18} different and are selected from the group consisting of:

195 hydrogen,

alkyl,

alkenyl,

alkynyl,

cyanoalkyl,

200 hydroxyalkyl,

alkoxyalkyl,

arylalkyl,

heteroarylalkyl,

benzyloxyalkyl,

205 cycloalkyl,

cycloalkylalkyl,

haloalkyl,

mercaptoalkyl,

nitroalkyl,

210 thioalkoxyalkyl,

acetamidoalkyl,

R^{15} -N-alkyl, wherein R^{15} and R^{16} may be the

R^{16}

215 same or different and are selected from the group consisting of:

hydrogen,

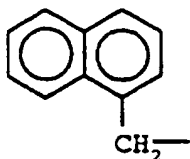
alkyl or R^{15} and R^{16} are taken

220 together with N to form a 5- or 6-membered ring optionally containing a heteroatom selected from the group

-148-

- 225 consisting of: S, O, and
N-R¹⁰ wherein R¹⁰ is as
defined above,
- or R¹⁷ and R¹⁸ are taken together with N to
form a 5- or 6-membered ring
optionally containing a heteroatom
selected from the group consisting
230 of: S, O, and N-R¹⁰ wherein R¹⁰ is as
defined above,
- NH-OR¹⁰ wherein R¹⁰ is as defined above,
alkyl,
alkenyl, and
235 arylalkyl; and
R⁶ is hydrogen,
- SR where R is as defined above,
-OR where R is as defined above, or
-N-R wherein R and R^a may be the same or
240 $\begin{array}{c} | \\ R^a \end{array}$ different and are as defined
above for R;
- and when X is -CH₂- and R¹⁷ is hydrogen or alkyl
245 then R¹⁸ may be $\begin{array}{c} O \\ | \\ -C-R \end{array}$ wherein R is as defined
above, or $\begin{array}{c} O \\ | \\ -C-NHR \end{array}$ wherein R is as defined above;
- 250 and when X is $\begin{array}{c} S \\ | \\ -C- \end{array}$ R⁵ must be $\begin{array}{c} -N-R^{17} \\ | \\ R^{18} \end{array}$; and
- 255 excluding the compound wherein
R is hydrogen,
R¹ and R² are each

260



-149-

R³ is hydrogen,R⁴ is hydrogen,

265

$$\begin{array}{c} \text{O} \\ | \\ \text{X is } -\text{C}-, \end{array}$$

270

$$\begin{array}{c} \text{O} \\ | \\ \text{Y is } -\text{C}-, \end{array}$$
R⁵ is OR¹⁴ wherein R¹⁴ is hydrogen, andR⁶ is hydrogen;

and corresponding isomers thereof;

or a pharmaceutically acceptable salt thereof.

2. A compound according to Claim 1 wherein

R is hydrogen;

R⁷ is selected from the group consisting of:

5

hydrogen,

methoxy,

thiomethoxy,

hydroxy,

halogen, and

10

-N-R⁸ wherein R⁸ and R⁹ may be the same or
$$\begin{array}{c} | \\ \text{R}^9 \end{array}$$
 different and are selected from the

group consisting of:

hydrogen, and

alkyl;

15

R³ is hydrogen or methyl;R⁴ is selected from the group consisting of:

hydrogen,

methyl,

ethyl, and

20

-CH₂-O-CH₃;X is -CH₂-, or
$$\begin{array}{c} \text{O} \\ | \\ -\text{C}-; \end{array}$$

-150-

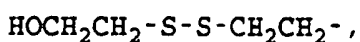
25 Y is $-\text{CH}_2-$, or



30 R^5 is selected from the group consisting of:

30 $-\text{O}-\text{R}^{14}$ wherein R^{14} is selected from the group consisting of:

hydrogen,
alkyl,
alkenyl,
35 alkynyl,
cycloalkyl,
cycloalkylalkyl,
hydroxyalkyl,
mercaptoalkyl,
40 cyanoalkyl,
alkoxyalkyl,
arylalkyl,
heteroarylalkyl,
benzyloxyalkyl,
45 thioalkoxyalkyl,
acetamidoalkyl,



50 $\text{R}^{15}-\text{N}-\text{alkyl}$ wherein R^{15} and R^{16} may be

$$\begin{array}{c} | \\ \text{R}^{16} \end{array}$$

the same or different and are selected from the group consisting of:

55 hydrogen,
alkyl or R^{15} and R^{16} are taken together with N to form a 5- or 6-membered ring optionally containing a heteroatom selected from the group consisting of:
60 O, and NR^{10} wherein R^{10}

-151-

is hydrogen or methyl,
and

alkyl-O₂C-alkyl,

65 -S-R¹⁴ wherein R¹⁴ is as defined above with the
proviso that R¹⁴ is not hydrogen, and

-N-R¹⁹ wherein R¹⁹ is
|
R²⁰

70 hydrogen,

alkyl,

alkenyl,

alkynyl,

cycloalkyl,

75 cycloalkylalkyl,

cyanoalkyl,

hydroxyalkyl,

alkoxyalkyl,

arylalkyl,

80 heteroarylalkyl,

benzyloxyalkyl,

mercaptoalkyl,

thioalkoxyalkyl,

acetamidoalkyl,

85 R¹⁵-N-alkyl, wherein R¹⁵ and R¹⁶ may be the
|
R¹⁶

same or different and are selected from
the group consisting of:

90 hydrogen,

alkyl or R¹⁵ and R¹⁶ are taken

together with N to form a 5-

or 6-membered ring optionally

containing a heteroatom

95 selected from the group

consisting of: S, O, and

N-R¹⁰ wherein R¹⁰ is as

defined above, and

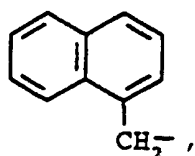
R²⁰ is hydrogen or methyl; and

100

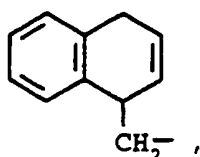
 R^6 is hydrogen.

3. A compound according to Claim 2 wherein R^1 and R^2 may be the same or different and are selected from the group consisting of:

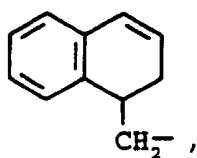
5



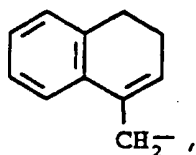
10



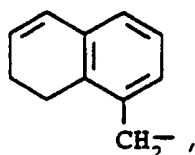
15



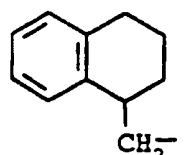
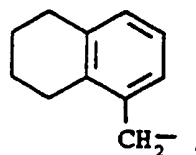
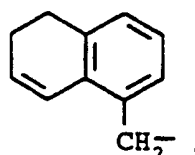
20



25

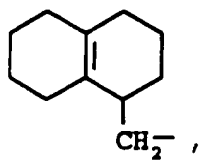


30

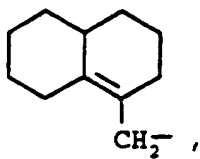


-153-

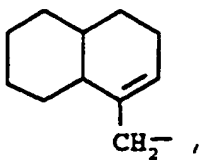
35



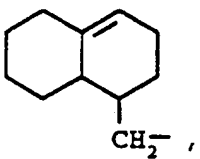
40



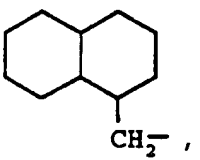
45



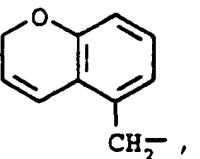
50



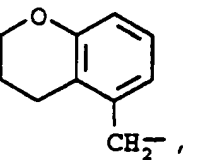
55



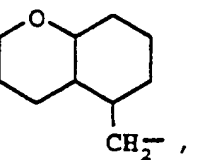
60

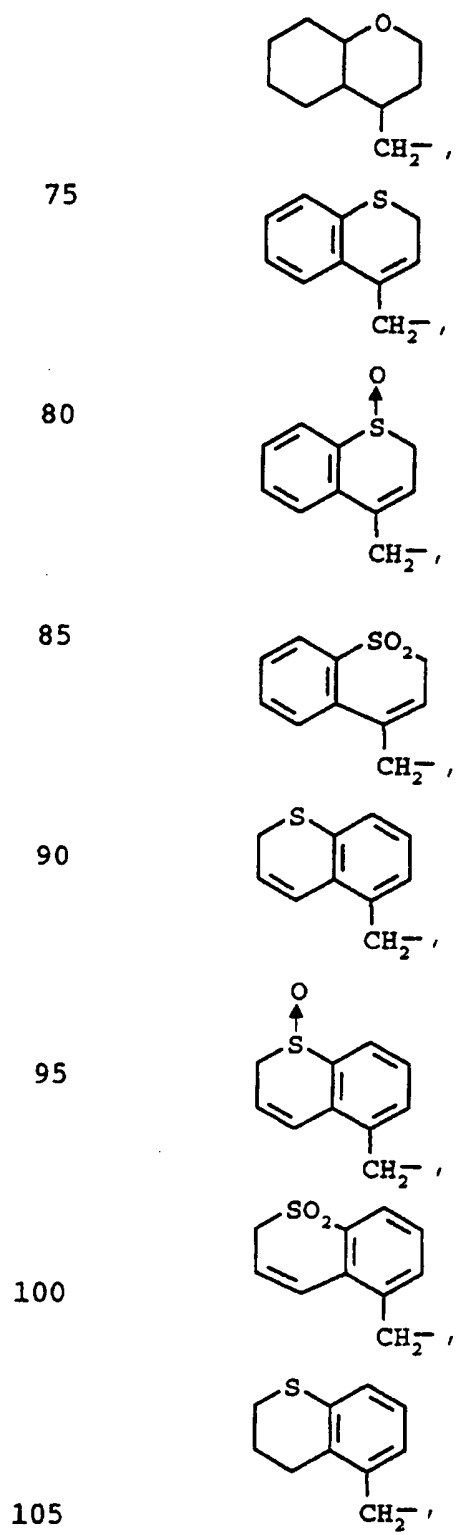


65



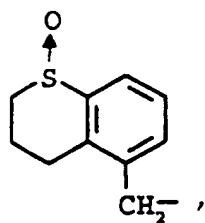
70



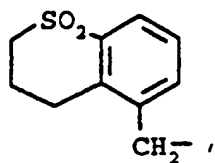


-155-

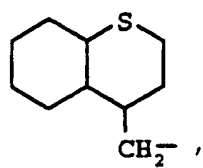
110



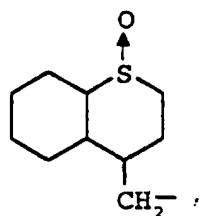
115



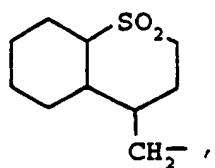
120



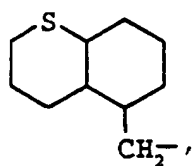
125



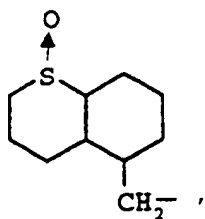
130

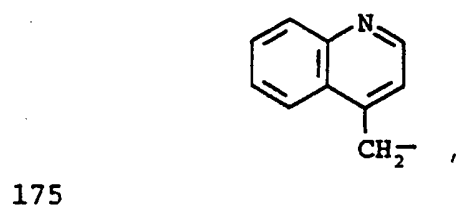
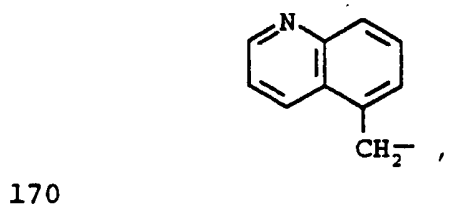
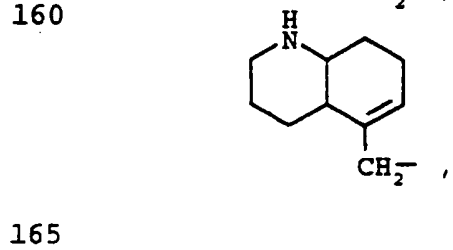
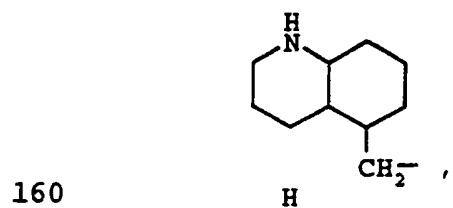
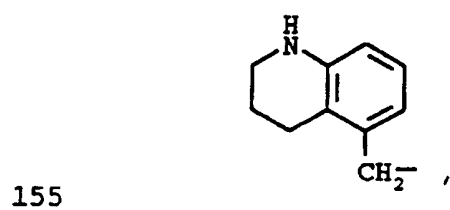
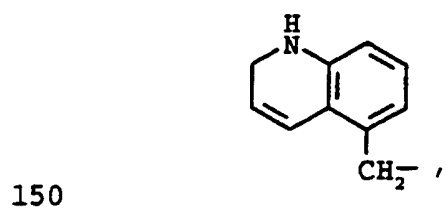
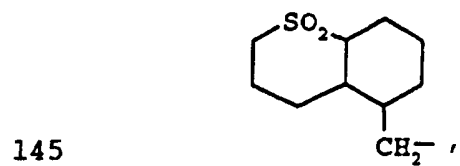


135



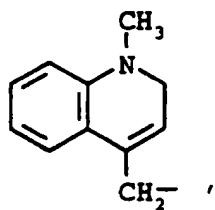
140



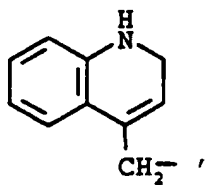


-157-

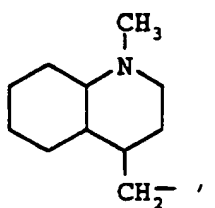
180



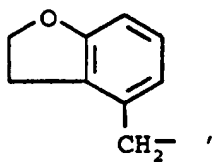
185



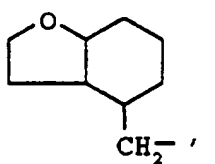
190



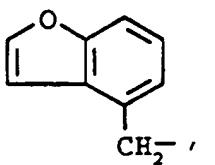
195



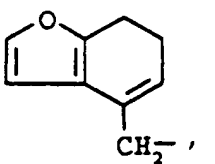
200

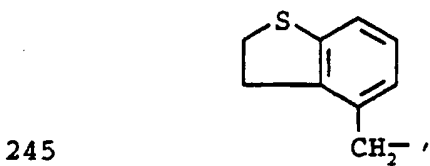
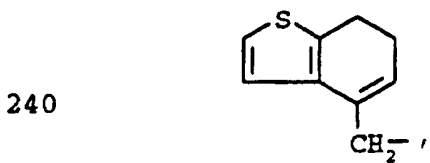
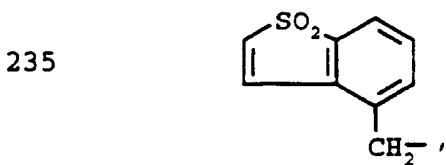
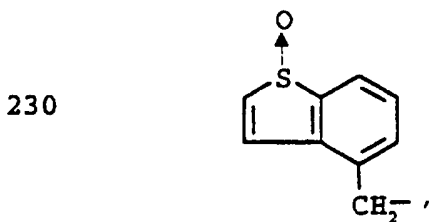
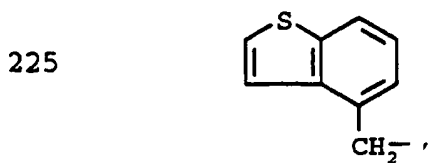
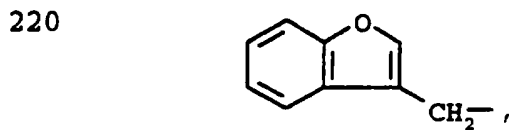
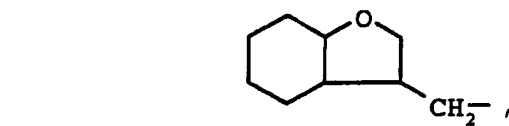
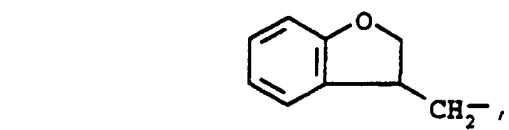


205

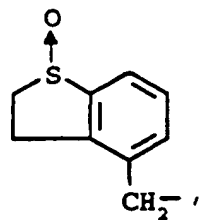


210

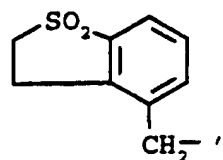




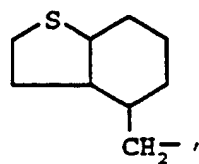
250



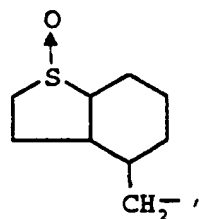
255



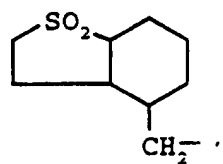
260



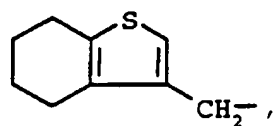
265



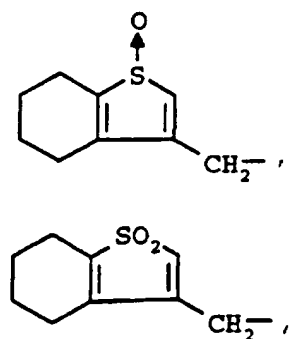
270



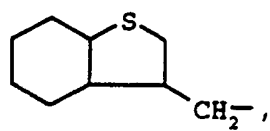
275



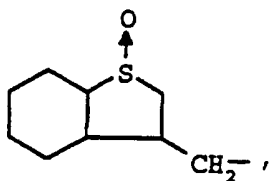
280



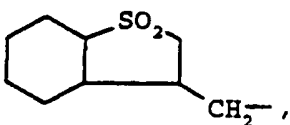
285



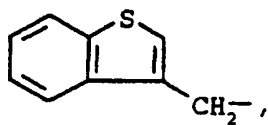
290



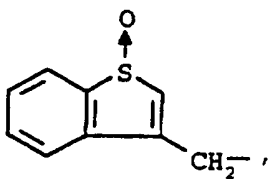
295



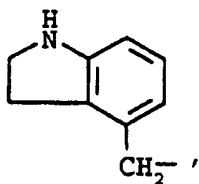
300



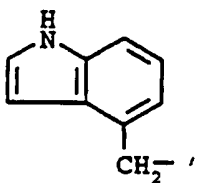
305



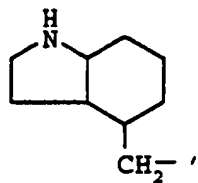
310



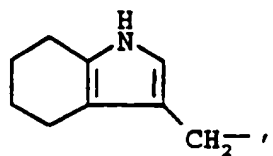
315



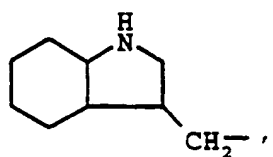
320



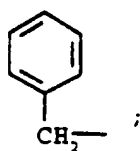
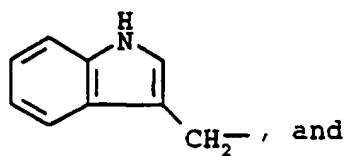
325



330



335



340

R³ is hydrogen or methyl;

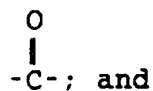
R⁴ is hydrogen, methyl, or -CH₂OCH₃;

X is -CH₂- or

345



Y is -CH₂-, or



350

R⁵ is selected from the group consisting of:

-O-R¹⁴ wherein R¹⁴ is selected from the group consisting of:

hydrogen,

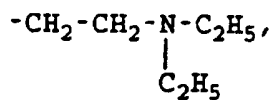
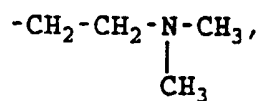
alkyl,

355

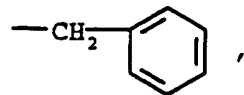
alkenyl,

alkynyl,

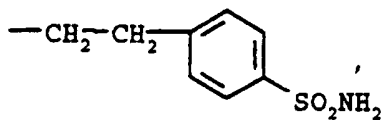
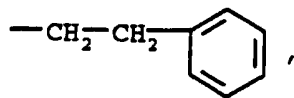
360



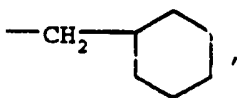
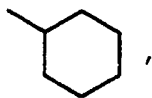
365



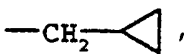
370



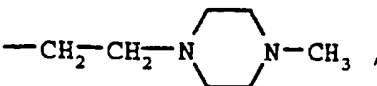
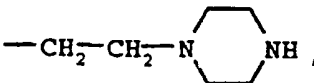
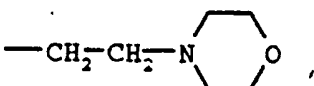
375



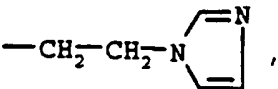
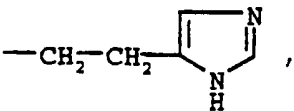
380



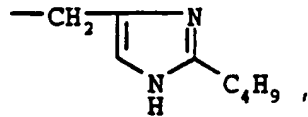
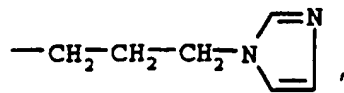
385



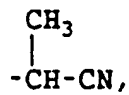
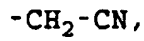
390



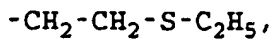
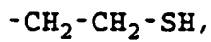
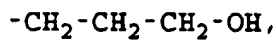
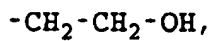
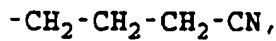
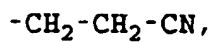
395



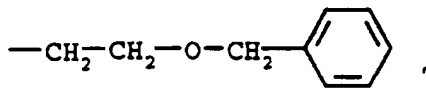
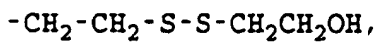
400



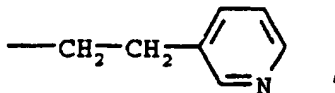
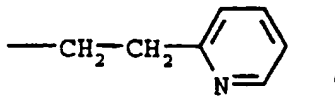
405



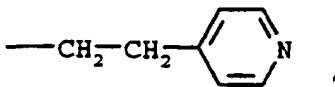
410



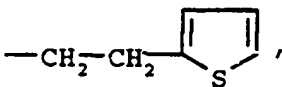
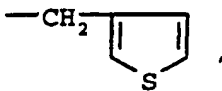
415



420

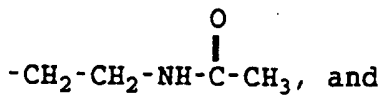
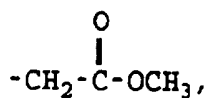


425

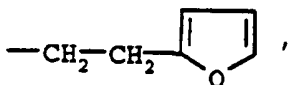


-164-

430



435



-SR¹⁴ wherein R¹⁴ is as defined above with the proviso that R¹⁴ is not hydrogen, and

440

-N-R¹⁷ wherein R¹⁷ is selected from the group

$\begin{array}{c} | \\ \text{R}^{18} \end{array}$ consisting of:

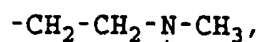
hydrogen,

alkyl,

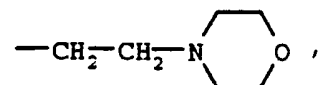
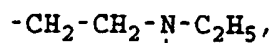
alkenyl,

445

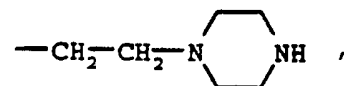
alkynyl,



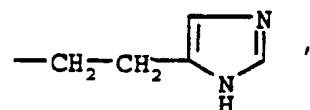
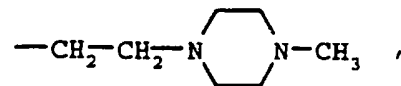
450



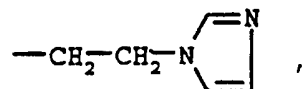
455





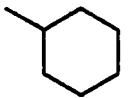
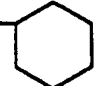

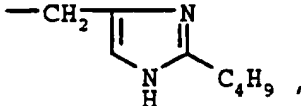


460



465

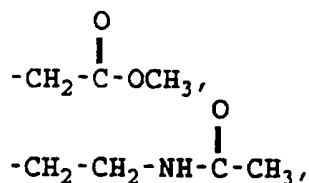


-165-

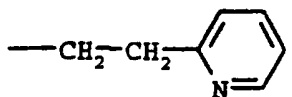
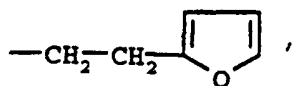
- 470
- CH₂-CH₂-OH,
 -CH₂-CH₂-CH₂-OH,
 -CH₂-CH₂-O-CH₂-
- 475
- CH₂-CH₂-S-C₂H₅,
 -CH₂-CH₂-CH₂-N
- 480
- CH₂-CH₂-CN,

 -CH₂-
- 485
- CH₂-
 -CH₂-
- 490
- CH₂-CN,
 -CH(CH₃)-CN,
 -CH₂-CH₂-CH₂-CN,
 -CH₂-CH₂-SH,
 -CH₂-
- 495
- CH₂-CH₂-
- 500

-166-

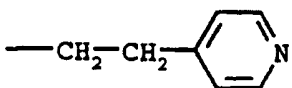
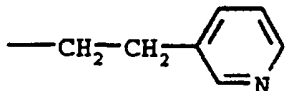
505



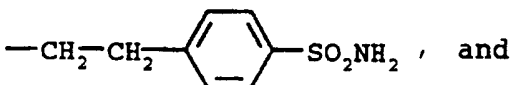
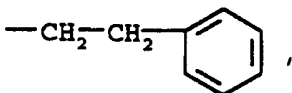
510



515



520



R^{18} is hydrogen or methyl, and $-\text{NH}-\text{OR}^{10}$ wherein R^{10} is hydrogen or methyl.

4. A compound according to Claim 3 selected from the group consisting of:

5

(S)-3-(1H-Imidazol-4-yl)-2-(3-naphthalen-1-yl-2-naphthalen-1-ylmethyl-propionylamino)-propionic acid, methyl ester;

(R)-3-(1H-Imidazol-4-yl)-2-(3-naphthalen-1-yl-2-naphthalen-1-ylmethyl-propionylamino)-propionic acid, methyl ester;

10

(S)-3-(1H-Imidazol-4-yl)-2-(3-naphthalen-1-yl-2-naphthalen-1-ylmethyl-propionylamino)-propionic acid;

-167-

(R)-3-(1H-Imidazol-4-yl)-2-(3-naphthalen-1-yl-2-naphthalen-1-ylmethyl-propionylamino)-propionic acid;

15 (S)-3-(1H-Imidazol-4-yl)-2-(3-naphthalen-1-yl-2-naphthalen-1-ylmethyl-propionylamino)-propionic acid, ethyl ester;

(S)-3-(3-Methyl-3H-imidazol-4-yl)-2-(3-naphthalen-1-yl-2-naphthalen-1-ylmethyl-propionylamino)-propionic acid, methyl ester;

20 (S)-3-(1H-Imidazol-4-yl)-2-(3-naphthalen-1-yl-2-naphthalen-1-ylmethyl-propionylamino)-propionic acid, propyl ester;

(S)-3-(1H-Imidazol-4-yl)-2-(3-naphthalen-1-yl-2-naphthalen-1-ylmethyl-propionylamino)-propionic acid, isopropyl ester;

25 (S)-3-(1H-Imidazol-4-yl)-2-(3-naphthalen-1-yl-2-naphthalen-1-ylmethyl-propionylamino)-propionic acid, butyl ester;

(S)-3-(1H-Imidazol-4-yl)-2-(3-naphthalen-1-yl-2-naphthalen-1-ylmethyl-propionylamino)-propionic acid, benzyl ester;

30 (S)-3-(1H-Imidazol-4-yl)-2-(3-naphthalen-1-yl-2-naphthalen-1-ylmethyl-propionylamino)-propionic acid, cyclohexyl ester;

(S)-3-(1H-Imidazol-4-yl)-2-(3-naphthalen-1-yl-2-naphthalen-1-ylmethyl-propionylamino)-propionic acid, cyclopropylmethyl ester;

35 (S)-3-(1H-Imidazol-4-yl)-2-(3-naphthalen-1-yl-2-naphthalen-1-ylmethyl-propionylamino)-propionic acid, 2-butyl-1H-imidazol-4-ylmethyl ester;

40 (S)-3-(1H-Imidazol-4-yl)-2-(3-naphthalen-1-yl-2-naphthalen-1-ylmethyl-propionylamino)-propionic acid, (±)-sec-butyl ester;

45

-168-

(S)-3-(1H-Imidazol-4-yl)-2-(3-naphthalen-1-yl-2-naphthalen-1-ylmethyl-propionylamino)-propionic acid, allyl ester;

50 (S)-3-(1H-Imidazol-4-yl)-2-(3-naphthalen-1-yl-2-naphthalen-1-ylmethyl-propionylamino)-propionic acid, prop-2-ynyl ester;

(S)-3-(1H-Imidazol-4-yl)-2-(3-naphthalen-1-yl-2-naphthalen-1-ylmethyl-propionylamino)-propionic acid, 2-cyano-ethyl ester;

55 (S)-3-(1H-Imidazol-4-yl)-2-(3-naphthalen-1-yl-2-naphthalen-1-ylmethyl-propionylamino)-propionic acid, 2-benzyloxy-ethyl ester;

60 (S)-3-(1H-Imidazol-4-yl)-2-(3-naphthalen-1-yl-2-naphthalen-1-ylmethyl-propionylamino)-propionic acid, 2-thiophen-2-yl-ethyl ester;

(S)-3-(1H-Imidazol-4-yl)-2-(3-naphthalen-1-yl-2-naphthalen-1-ylmethyl-propionylamino)-propionic acid, thiophen-3-ylmethyl ester;

65 (S)-3-(1H-Imidazol-4-yl)-2-(3-naphthalen-1-yl-2-naphthalen-1-ylmethyl-propionylamino)-propionic acid, 2-diethylamino ethyl ester;

(S)-3-(1H-Imidazol-4-yl)-2-(3-naphthalen-1-yl-2-naphthalen-1-ylmethyl-propionylamino)-propionic acid, 2-morpholin-4-yl-ethyl ester;

70 (S)-N-[1-(2-Benzyloxy-ethylcarbamoyl)-2-(1H-imidazol-4-yl)-ethyl]-3-naphthalen-1-yl-2-naphthalen-1-ylmethyl-propionamide;

75 (S)-N-[1-(Carbamoyl-2-(1H-imidazol-4-yl)-ethyl)-3-naphthalen-1-yl-2-naphthalen-1-ylmethyl-propionamide;

(S)-N-[2-(1H-Imidazol-4-yl)-1-(2-imidazol-1-yl-ethylcarbamoyl)-ethyl]-3-naphthalen-1-yl-2-naphthalen-1-ylmethyl-propionamide;

80 (S)-N-[2-Ethylsulfanyl-ethylcarbamoyl)-2-(1H-imidazol-4-yl)-ethyl]-3-naphthalen-1-yl-2-naphthalen-1-ylmethyl-propionamide;

-169-

- 85 (S)-N-[2-(1H-Imidazol-4-yl)-1-[2-(1H-imidazol-4-yl)-ethylcarbamoyl]-ethyl]-3-naphthalen-1-yl-2-naphthalen-1-ylmethyl-propionamide;
- (S)-N-[2-(1H-Imidazol-4-yl)-1-(3-imidazol-1-yl)-propylcarbamoyl]-ethyl]-3-naphthalen-1-yl-2-naphthalen-1-ylmethyl-propionamide;
- 90 (S)-N-[1-(2-Hydroxy-ethylcarbamoyl)-2-(1H-imidazol-4-yl)-ethyl]-3-naphthalen-1-yl-2-naphthalen-1-ylmethyl-propionamide;
- (S)-N-[2-(1H-Imidazol-4-yl)-1-isopropylcarbamoyl-ethyl]-3-naphthalen-1-yl-2-naphthalen-1-ylmethyl-propionamide;
- 95 (S)-N-[2-(1H-Imidazol-4-yl)-1-(2-morpholin-4-yl-ethylcarbamoyl)-ethyl]-3-naphthalen-1-yl-2-naphthalen-1-ylmethyl-propionamide;
- (S)-N-[1-(2-Diethylamino-ethylcarbamoyl)-2-(1H-imidazol-4-yl)-ethyl]-3-naphthalen-1-yl-2-naphthalen-1-ylmethyl-propionamide;
- 100 (S)-N-[2-(1H-Imidazol-4-yl)-1-methylcarbamoyl-ethyl]-3-naphthalen-1-yl-2-naphthalen-1-ylmethyl-propionamide;
- (S)-N-[1-Ethylcarbamoyl-2-(1H-Imidazol-4-yl)-ethyl]-3-naphthalen-1-yl-2-naphthalen-1-ylmethyl-propionamide;
- 105 (S)-N-[2-(1H-Imidazol-4-yl)-1-[2-(4-sulfamoyl-phenyl)-ethylcarbamoyl]-ethyl]-3-naphthalen-1-yl-2-naphthalen-1-ylmethyl-propionamide;
- 110 (S)-2-[3-(Decahydro-naphthalen-1-yl)-2-(decahydro-naphthalen-1-ylmethyl)-propionylamino]-3-(1H-imidazol-4-yl)-propionic acid, methyl ester;
- (S)-3-(1H-Imidazol-4-yl)-2-[3-(5,6,7,8-tetrahydro-naphthalen-1-yl)-2-(5,6,7,8-tetrahydro-naphthalen-1-ylmethyl)-propionylamino]-propionic acid, methyl ester;
- 115

-170-

120 (S)-N-[1-(2-Benzyloxy-ethylcarbamoyl)-2-(1H-imidazol-4-yl)-ethyl]-3-(5,6,7,8-tetrahydro-naphthalen-1-yl)-2-(5,6,7,8-tetrahydro-naphthalen-1-ylmethyl)-propionamide;

(S)-2-(3-Benzo[b]thiophen-3-yl-2-benzo[b]thiophen-3-ylmethyl-propionylamino)-3-(1H-imidazol-4-yl)-propionic acid, methyl ester;

125 (S)-3-(1H-Imidazol-4-yl)-2-(3-naphthalen-1-yl-2-naphthalen-1-ylmethyl-propionylamino)-thiopropionic acid, S-(2-acetyl-amino-ethyl) ester;

(S)-N-[1-(2-Cyano-ethylcarbamoyl)-2-(1H-imidazol-4-yl)-ethyl]-3-naphthalen-1-yl-2-naphthalen-1-ylmethyl-propionamide;

130 (S)-3-(1H-Imidazol-4-yl)-2-(3-naphthalen-1-yl-2-naphthalen-1-ylmethyl-propionylamino)-propionic acid, 2-hydroxy-ethyl ester;

(S)-N-[1-Dimethylcarbamoyl-2-(1H-imidazol-4-yl)-ethyl]-3-naphthalen-1-yl-2-naphthalen-1-ylmethyl-propionamide;

135 (S)-3-(1H-Imidazol-4-yl)-2-(3-naphthalen-1-yl-2-naphthalen-1-ylmethyl-propionylamino)-propionic acid, but-3-ynyl ester;

140 (S)-2-[3-(Decahydro-naphthalen-1-yl)-2-(decahydro-naphthalen-1-ylmethyl)-propionylamino]-3-(1H-imidazol-4-yl)-propionic acid, 2-cyano-ethyl ester;

(S)-N-[2-(1H-Imidazol-4-yl)-1-propylcarbamoyl-ethyl]3-naphthalen-1-yl-2-naphthalen-1-ylmethyl-propionamide;

145 (S)-3-(1H-Imidazol-4-yl)-2-(3-naphthalen-1-yl-2-naphthalen-1-ylmethyl-propionylamino)-propionic acid, 2-imidazol-1-yl-ethyl ester;

150 (S)-3-(1H-Imidazol-4-yl)-2-(3-naphthalen-1-yl-2-naphthalen-1-ylmethyl-propionylamino)-propionic acid, but-3-enyl ester;

-171-

- 155 (S)-3-(1H-Imidazol-4-yl)-2-[3-(5,6,7,8-tetrahydro-naphthalen-1-yl)-2-(5,6,7,8-tetrahydro-naphthalen-1-ylmethyl)-propionylamino]-propionic acid, 2-cyano-ethyl ester;
- (S)-N-[2-(1H-imidazol-4-yl)-1-phenethylcarbamoyl-ethyl]-3-naphthalen-1-yl-2-naphthalen-1-ylmethyl-propionamide;
- 160 (S)-3-(1H-Imidazol-4-yl)-2-[methyl-(3-naphthalen-1-yl-2-naphthalen-1-ylmethyl-propiony)-amino]-propionic acid, methyl ester;
- (S)-N-[1-Hydroxymethyl-2-(1H-imidazol-4-yl)-ethyl]-3-naphthalen-1-yl-2-naphthalen-1-ylmethyl-propionamide;
- 165 (S)-3-[1H-Imidazol-4-yl)-2-(3-naphthalen-1-yl-2-naphthalen-1-ylmethyl-propionylamino)-propionic acid, phenethyl ester;
- (S)-3-[1H-Imidazol-4-yl)-2-(3-naphthalen-1-yl-2-naphthalen-1-ylmethyl-propionylamino)-propionic acid, 3-cyano-propyl ester;
- 170 (S)-3-(1H-Imidazol-4-yl)-2-(3-naphthalen-1-yl-2-naphthalen-1-ylmethyl-propionylamino)-propionic acid, 3-methyl-but-2-enyl ester;
- 175 (S)-3-(1H-Imidazol-4-yl)-2-(3-naphthalen-1-yl-2-naphthalen-1-ylmethyl-propylamino)-propionic acid, methyl ester;
- (S)-3-(1H-Imidazol-4-yl)-2-(3-naphthalen-1-yl-2-naphthalen-1-ylmethyl-propionylamino)-propionic acid, methoxycarbonylmethyl ester;
- 180 (S)-3-(1H-Imidazol-4-yl)-2-(3-naphthalen-1-yl-2-naphthalen-1-ylmethyl-propionylamino)-propionic acid, cyanomethyl ester;
- (S)-3-(1H-Imidazol-4-yl)-2-(3-naphthalen-1-yl-2-naphthalen-1-ylmethyl-propionylamino)-propionic acid, 2-(2-hydroxy-ethyl-disulfanyl)-ethyl ester;
- 185

-172-

- 190 (S)-3-(3-Methoxymethyl-3H-imidazol-4-yl)-2-(3-naphthalen-1-yl-2-naphthalen-1-ylmethyl-propionylamino)-propionic acid, methyl ester;
- (S)-3-(1H-Imidazol-4-yl)-2-(3-naphthalen-1-yl-2-naphthalen-1-ylmethyl-propionylamino)-propionic acid, 1-cyano-ethyl ester;
- 195 (S)-3-(1H-Imidazol-4-yl)-2-(3-naphthalen-1-yl-2-naphthalen-1-ylmethyl-propylamino)-propan-1-ol;
- (S)-3-(1H-Imidazol-4-yl)-N-methyl-2-(3-naphthalen-1-yl-2-naphthalen-1-ylmethyl-propylamino)-propionamide;
- 200 (S)-N-[1-Methylcarbamoyl-2-(3-methyl-3H-imidazol-4-yl)-ethyl]-3-naphthalen-1-yl-2-naphthalen-1-ylmethyl-propionamide; and
- (S)-2-(2-Benzyl-3-naphthalen-1-yl-propionylamino)-3-(1H-imidazol-4-yl)-propionic acid, methyl ester.
5. A method of treating tissue proliferative diseases comprising administering to a host suffering therefrom a therapeutically effective amount of a compound according to Claim 1 in unit dosage form.
6. A method of treating cancer comprising administering to a host suffering therefrom a therapeutically effective amount of a compound according to Claim 1 in unit dosage form.
7. A method of treating restenosis comprising administering to a host suffering therefrom a therapeutically effective amount of a compound according to Claim 1 in unit dosage form.
8. A method of treating psoriasis comprising administering to a host suffering therefrom a

-173-

therapeutically effective amount of a compound according to Claim 1 in unit dosage form.

5

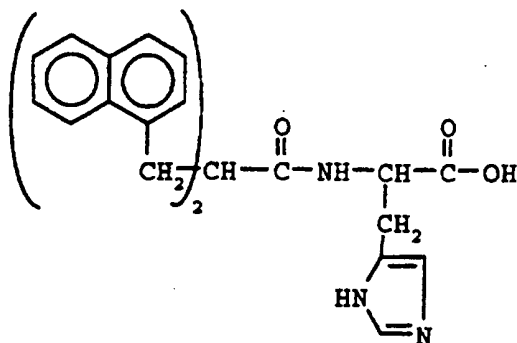
9. A method of treating viral infections comprising administering to a host suffering therefrom a therapeutically effective amount of a compound according to Claim 1 in unit dosage form.
10. A pharmaceutical composition comprising a compound according to Claim 1 in admixture with a pharmaceutically acceptable excipient, diluent, or carrier.
11. A pharmaceutical composition adapted for administration as an antiproliferative agent comprising a therapeutically effective amount of a compound according to Claim 1 in admixture with a pharmaceutically acceptable excipient, diluent, or carrier.
12. A pharmaceutical composition adapted for administration as an anticancer agent, or restenosis inhibiting agent or antipsoriasis agent or antiviral agent comprising a therapeutically effective amount of a compound according to Claim 1 in admixture with a pharmaceutically acceptable excipient, diluent, or carrier.
13. A method of treating tissue proliferative diseases, cancer, restenosis, psoriasis and viral infections, comprising administering to a host suffering therefrom a therapeutically effective amount of a compound of formula

5

5

5

10

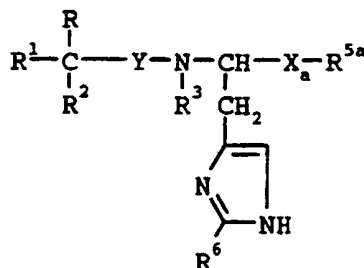


15

and corresponding isomers thereof; or a pharmaceutically acceptable salt thereof in unit dosage form.

14. A method for preparing a compound having the Formula Ia

5

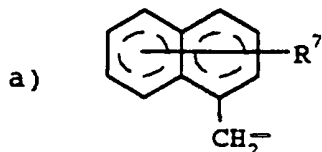


Ia

10

wherein R is hydrogen or alkyl;
R¹ and R² may be the same or different and are selected from the group consisting of:

15



20

wherein the bicyclic ring may be aromatic, or partially or completely saturated, and R⁷ may be 1 to 3 substituents selected from the group consisting of:

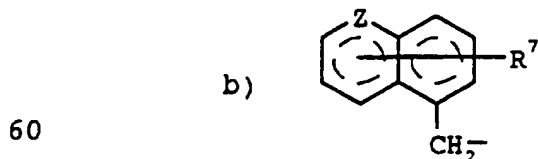
hydrogen,
alkyl,

25 alkenyl,
 alkoxy,
 thioalkoxy,
 hydroxy,
 mercapto,
 halogen,
 30 nitro,
 $-N-(CH_2)_n-R^8$ wherein R^8 and R^9 may be the same
 $\begin{array}{c} | \\ R^8 \end{array}$ or different and are selected from the
 group consisting of:

35 hydrogen,
 alkyl, or R^8 and R^9 are taken
 together with N to form a 5-
 or 6-membered ring optionally
 containing a heteroatom
 40 selected from the group
 consisting of: S, O, and N-
 R^{10} wherein R^{10} is hydrogen or
 alkyl, and

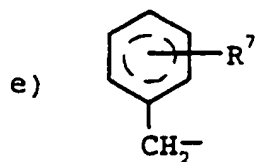
n is zero or an integer of one to four,
 45 $-N-(CH_2)_n-N-R^8$ wherein R^{9a} is hydrogen or
 $\begin{array}{c} | \\ R^{9a} \end{array}$ $\begin{array}{c} | \\ R^9 \end{array}$
 alkyl, and R^8 , R^9 , and n are as defined
 above, and

50 $\begin{array}{c} O \\ | \\ -NH-C-R^{11} \end{array}$ wherein R^{11} is selected from the
 group consisting of:
 hydrogen,
 55 alkyl, and
 aryl,



-177-

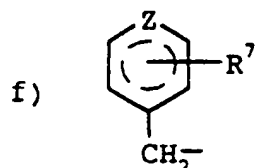
95



100

wherein the monocyclic ring may be aromatic, or partially or completely saturated, and R^7 is as defined above with the proviso that R^1 and R^2 are not both a monocyclic ring, and

105



110

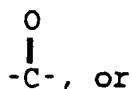
wherein the monocyclic ring may be aromatic, or partially or completely saturated, and R^7 and Z are as defined above with the proviso that R^1 and R^2 are not both a monocyclic ring;
 R^3 is hydrogen or alkyl;
 X_a is

115



Y is $-\text{CH}_2-$,

120



125

R^{5a} is selected from the group consisting of:
 $-\text{OR}^{14a}$ wherein R^{14a} is selected from the group consisting of:

130

alkyl,
 alkenyl,
 alkynyl,
 cycloalkyl,
 cycloalkylalkyl,

-178-

- 135 haloalkyl,
hydroxyalkyl,
mercaptoalkyl,
cyanoalkyl,
nitroalkyl,
alkoxyalkyl,
arylalkyl,
- 140 heteroarylalkyl,
benzyloxyalkyl,
thioalkoxyalkyl,
acetamidoalkyl,
HOCH₂CH₂-S-S-CH₂CH₂-,
- 145 R¹⁵-N-alkyl, wherein R¹⁵ and R¹⁶ may be

$$\begin{array}{c} | \\ \text{R}^{16} \end{array}$$
the same or different and are
selected from the group consisting
of:
- 150 hydrogen,
alkyl or R¹⁵ and R¹⁶ are taken
together with N to form a
5- or 6-membered ring
optionally containing a
heteroatom selected from
the group consisting of:
S, O, and N-R¹⁰ wherein
R¹⁰ is as defined above,
- 160 HO₂C-alkyl,
alkyl-O₂C-alkyl, and
- 165
$$\begin{array}{c} \text{O} \\ || \\ \text{R}^{15}-\text{N}-\text{C}-\text{alkyl} \\ | \\ \text{R}^{16} \end{array}$$
 wherein R¹⁵ and R¹⁶ are as
defined above,
-S-R^{14a} wherein R^{14a} is as defined above;

-179-

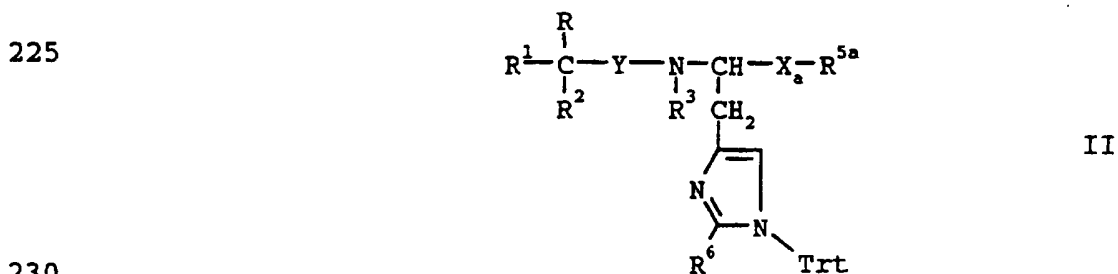
- 170 -N-R¹⁷ wherein R¹⁷ and R¹⁸ may be the same or
 |
 R¹⁸ different and are selected from the group
 consisting of:
- 175 hydrogen,
 alkyl,
 alkenyl,
 alkynyl,
 cyanoalkyl,
 hydroxyalkyl,
 alkoxyalkyl,
- 180 arylalkyl,
 heteroarylalkyl,
 benzyloxyalkyl,
 cycloalkyl,
 cycloalkylalkyl,
- 185 haloalkyl,
 mercaptoalkyl,
 nitroalkyl,
 thioalkoxyalkyl,
 acetamidoalkyl,
- 190 R¹⁵-N-alkyl, wherein R¹⁵ and R¹⁶ may be
 |
 R¹⁶
 same or different and are selected
 from the group consisting of:
- 195 hydrogen,
 alkyl or R¹⁵ and R¹⁶ are taken
 together with N to form a
 5- or 6-membered ring
 optionally containing a
 heteroatom selected from
 200 the group consisting of:
 S, O, and N-R¹⁰ wherein
 R¹⁰ is as defined above,
 or R¹⁷ and R¹⁸ are taken together with N
 205 to form a 5- or 6-membered ring
 optionally containing a heteroatom

-180-

selected from the group consisting
of: S, O, and N-R¹⁰ wherein R¹⁰ is
as defined above,

210 -NH-OR¹⁰ wherein R¹⁰ is as defined above,
alkyl,
alkenyl, and
arylalkyl; and
R⁶ is hydrogen,

215 -SR where R is as defined above,
-OR where R is as defined above, or
-N-R wherein R and R^a may be the same or
|
R^a different and are as defined above for
220 R; and corresponding isomers thereof; or
a pharmaceutically acceptable salt
thereof comprising reacting a compound
of Formula II



230 wherein Trt is (C₆H₅)₃-C- and R, R¹, R², R³, X_a, Y, R^{5a}, and R⁶ are as defined above with an acid to afford a compound of Formula Ia and, if desired, converting a compound of Formula Ia to a
235 corresponding pharmaceutically acceptable salt by conventional means and, if so desired, converting the corresponding pharmaceutically acceptable salt to a compound of Formula Ia by conventional means.

INTERNATIONAL SEARCH REPORT

International Application No

PCT/US 97/00265

A. CLASSIFICATION OF SUBJECT MATTER

IPC 6 C07D233/64 A61K31/41 C07D409/12 C07D413/12 A61K31/535
C07D409/14

According to International Patent Classification (IPC) or to both national classification and IPC

B. FIELDS SEARCHED

Minimum documentation searched (classification system followed by classification symbols)

IPC 6 C07D A61K

Documentation searched other than minimum documentation to the extent that such documents are included in the fields searched

Electronic data base consulted during the international search (name of data base and, where practical, search terms used)

C. DOCUMENTS CONSIDERED TO BE RELEVANT

Category *	Citation of document, with indication, where appropriate, of the relevant passages	Relevant to claim No.
A	US 4 904 660 A (NAKANO) 27 February 1990 cited in the application see column 4, line 59 - line 68; example 13	1
A	---	
	EP 0 252 727 A (KISSEI PHARM. CO. LTD.) 13 January 1988 cited in the application see page 4, line 20 - line 25 -----	1

Further documents are listed in the continuation of box C.

Patent family members are listed in annex.

* Special categories of cited documents :

- *A* document defining the general state of the art which is not considered to be of particular relevance
- *E* earlier document but published on or after the international filing date
- *L* document which may throw doubts on priority claim(s) or which is cited to establish the publication date of another citation or other special reason (as specified)
- *O* document referring to an oral disclosure, use, exhibition or other means
- *P* document published prior to the international filing date but later than the priority date claimed

- *T* later document published after the international filing date or priority date and not in conflict with the application but cited to understand the principle or theory underlying the invention
- *X* document of particular relevance; the claimed invention cannot be considered novel or cannot be considered to involve an inventive step when the document is taken alone
- *Y* document of particular relevance; the claimed invention cannot be considered to involve an inventive step when the document is combined with one or more other such documents, such combination being obvious to a person skilled in the art.
- *&* document member of the same patent family

Date of the actual completion of the international search

25 March 1997

Date of mailing of the international search report

21. 04. 97

Name and mailing address of the ISA

European Patent Office, P.B. 5818 Patentlaan 2
NL - 2280 HV Rijswijk
Tel. (+ 31-70) 340-2040, Tx. 31 651 epo nl,
Fax (+ 31-70) 340-3016

Authorized officer

Gettins, M

INTERNATIONAL SEARCH REPORT

Information on patent family members

International Application No
PCT/US 97/00265

Patent document - cited in search report	Publication date	Patent family member(s)	Publication date
US 4904660 A	27-02-90	AU 612626 B	18-07-91
		AU 1250288 A	01-09-88
		CA 1325497 A	21-12-93
		EP 0281316 A	07-09-88
		JP 2009865 A	12-01-90

EP 252727 A	13-01-88	JP 1850615 C	21-06-94
		JP 63022081 A	29-01-88
		US 4870183 A	26-09-89
